



SPA RACING FESTIVAL

CATERHAM GRADUATES

Results Booklet






**CATERHAM GRADUATES
SPA RACING FESTIVAL
FREE PRACTICE 1**

Classification

Nr.	Driver	Nat	Team	Car	Time	Lap Total	Gap	Kph
1	46 Mike EVANS		LFP Motorsport	SIG-V	2:50.993	10 10	- -	147.5
2	13 Steven McMASTER		Steven McMaster	SIG	2:51.550	10 10	+0.557 +0.557	147.0
3	67 Rob WATTS		UPE Motorsport	SIG-V	2:52.004	9 9	+1.011 +0.454	146.6
4	74 James BEARDWELL		UPE Motorsport	SIG-V	2:52.109	7 9	+1.116 +0.105	146.5
5	2 Jamie ELLWOOD		Jamie Ellwood	SIG	2:52.134	4 8	+1.141 +0.025	146.5
6	4 Jamie WINROW		Jamie Winrow	SIG	2:52.188	9 10	+1.195 +0.054	146.4
7	79 John Shiveral		UPE Motorsport	SIG-V	2:52.225	8 9	+1.232 +0.037	146.4
8	9 Samuel WILSON		Samuel Wilson	SIG	2:52.572	10 10	+1.579 +0.347	146.1
9	122 Simon GRIFFITHS		Simon Griffiths	MEG	2:53.410	4 9	+2.417 +0.838	145.4
10	47 Julian VIGGARS		McMillan Motorsport	SIG	2:53.852	5 5	+2.859 +0.442	145.0
11	5 Harry CRAMER		Torque Motorsport	SIG	2:53.866	9 9	+2.873 +0.014	145.0
12	78 Peter REYNOLDS		CTS Motorsport	SIG-V	2:53.906	9 9	+2.913 +0.040	145.0
13	115 David HEWITT		David Hewitt	MEG	2:53.924	9 10	+2.931 +0.018	145.0
14	59 Adam CROFT		CTS Motorsport	SIG	2:54.405	8 9	+3.412 +0.481	144.6
15	68 Dave BULLOCK		UPE Motorsport	SIG-V	2:54.409	4 9	+3.416 +0.004	144.6
16	22 Glenn BURTENSCHAW		Glenn Burtenshaw	SIG	2:54.495	8 9	+3.502 +0.086	144.5
17	44 Charles ELLIOTT		Charles Elliott	SIG	2:54.544	9 9	+3.551 +0.049	144.5
18	69 Jon CURRY		CTS Motorsport	SIG-V	2:54.630	8 9	+3.637 +0.086	144.4
19	93 Matt TOPHAM		LFP Motorsport	SIG-V	2:55.114	8 8	+4.121 +0.484	144.0
20	101 Declan DOLAN		Declan Dolan	MEG	2:55.211	8 9	+4.218 +0.097	143.9
21	94 Aman UPPAL		LFP Motorsport	SIG-V	2:55.228	9 9	+4.235 +0.017	143.9
22	1 Oliver GIBSON		Oliver Gibson	SIG	2:55.309	3 8	+4.316 +0.081	143.8
23	53 Barry WHITE		Rockey Racing	SIG	2:55.457	7 9	+4.464 +0.148	143.7
24	10 Gareth CORDEY		Gareth Cordey	SIG	2:55.863	7 9	+4.870 +0.406	143.4
25	114 Andrew SKINNER		Andrew Skinner	MEG	2:55.999	8 9	+5.006 +0.136	143.3
26	25 Joel DOHERTY		Rockey Racing	SIG	2:56.105	9 9	+5.112 +0.106	143.2
27	17 Steven ROBERTSON		Steven Robertson	SIG	2:56.117	8 8	+5.124 +0.012	143.2
28	72 Andrew WHITTON		Andrew Whitton	SIG-VD	2:56.340	9 9	+5.347 +0.223	143.0
29	121 Ben WINROW		Ben Winrow	MEG	2:56.808	9 9	+5.815 +0.468	142.6
30	8 Spencer FORTAG		McMillan Motorsport	SIG	2:56.843	7 9	+5.850 +0.035	142.6
31	71 James ELVERY		UPE Motorsport	SIG-V	2:57.038	8 9	+6.045 +0.195	142.4
32	55 Ryan SCARRATT		Ryan Scarratt	SIG	2:58.845	9 9	+7.852 +1.807	141.0
33	48 Andrew JOHNSON		Andrew Johnson	SIG-V	2:59.124	7 9	+8.131 +0.279	140.8
34	73 Mark DAVIES		Mark Davies	SIG-VD	2:59.479	6 8	+8.486 +0.355	140.5
35	116 Mark HARRISON		Mark Harrison	MEG	2:59.791	8 9	+8.798 +0.312	140.2
36	12 Peter MARSH		Peter Marsh	SIG	2:59.990	8 9	+8.997 +0.199	140.1
37	19 Mark GIBSON		Mark Gibson	SIG	3:00.380	8 8	+9.387 +0.390	139.8
38	106 Mark JONES		Rockey Racing	MEG	3:00.673	9 9	+9.680 +0.293	139.6
39	124 Andy MOLSOM		Rockey Racing	MEG	3:01.275	4 5	+10.282 +0.602	139.1
40	49 Bill SCOTT		Bill Scott	SIG	3:01.322	6 6	+10.329 +0.047	139.1
41	103 Roger FORD		Roger Ford	MEG	3:01.679	7 9	+10.686 +0.357	138.8
42	52 Michael DOWNING		Michael Downing	SIG	3:01.991	9 9	+10.998 +0.312	138.5
43	23 Richard VALE		Richard Vale	SIG	3:02.309	3 9	+11.316 +0.318	138.3
44	108 Neil STURGESS		Neil Sturgess	MEG	3:02.569	9 9	+11.576 +0.260	138.1
45	143 David MORRIS		David Morris	SIG-V	3:03.992	8 9	+12.999 +1.423	137.0
46	104 Christopher Kim RAYMENT		Christopher Kim Rayment	MEG	3:04.613	7 8	+13.620 +0.621	136.6
47	117 Kevin BARRETT		Kevin Barrett	MEG	3:06.743	3 5	+15.750 +2.130	135.0
48	97 Simon CASSEY		CTS Motorsport	SIG-VD	3:08.890	6 8	+17.897 +2.147	133.5
49	151 Robert WINROW		Robert Winrow	SIG	3:10.954	8 8	+19.961 +2.064	132.0
50	172 Robin WEBB		Robin Webb	CLA	3:12.294	7 8	+21.301 +1.340	131.1
51	182 Matthew WILLOUGHBY		Matthew Willoughby	CLA	3:12.619	8 8	+21.626 +0.325	130.9
52	171 Graeme SMITH		Graeme Smith	CLA	3:14.390	8 8	+23.397 +1.771	129.7
53	190 Paul HAWKER		Paul Hawker	CLA	3:14.436	8 8	+23.443 +0.046	129.7
54	178 Iain KINGHORN		Iain Kinghorn	CLA	3:16.924	7 8	+25.931 +2.488	128.0
55	176 Mark CARTER		Mark Carter	CLA	3:18.038	8 8	+27.045 +1.114	127.3
56	179 Michael SEGAL		Michael Segal	CLA	3:25.643	5 7	+34.650 +7.605	122.6
57	181 Andrew COOPER		Andrew Cooper	CLA	3:28.982	8 8	+37.989 +3.339	120.7
58	11 Christopher BUCKLEY		Christopher Buckley	SIG				
59	89 Tim CHILD		UPE Motorsport	SIG-V				





**CATERHAM GRADUATES
SPA RACING FESTIVAL
FREE PRACTICE 1**

Classification


Nr. Driver	Nat	Team	Car	Time	Lap Total	Gap	Kph
Fastest Lap				Lap 10	Mike EVANS	2:50.993	147.5 Kph

Published at:

Track Status: **DRY**

Race Director	Stewards	Timekeeper: Xavi Lozano JOB-0057-CAT
----------------------	-----------------	---






**CATERHAM GRADUATES
SPA RACING FESTIVAL
FREE PRACTICE 1**

Best Sector Times

SECTOR 1			SECTOR 2		SECTOR 3				Pos	Driver	Ideal Lap	Best Lap
Pos	Driver	Time	Driver	Time	Driver	Time	Pos	Driver	Ideal Lap	Best Lap		
1	46 M.EVANS	49.270	4 J.WINROW	1:14.456	67 R.WATTS	45.406	1	46 M.EVANS	2:50.017	2:50.993	(1)	
2	67 R.WATTS	49.677	46 M.EVANS	1:14.948	2 J.ELLWOOD	45.591	2	74 J.BEARDWELL	2:50.906	2:52.109	(4)	
3	78 P.REYNOLDS	49.795	13 S.MCMASTER	1:14.988	13 S.MCMASTER	45.644	3	4 J.WINROW	2:51.174	2:52.188	(6)	
4	74 J.BEARDWELL	49.875	74 J.BEARDWELL	1:15.252	9 S.WILSON	45.713	4	13 S.MCMASTER	2:51.263	2:51.550	(2)	
5	94 A.UPPAL	50.198	79 J.Shiveral	1:15.543	79 J.Shiveral	45.722	5	2 J.ELLWOOD	2:51.675	2:52.134	(5)	
6	68 D.BULLOCK	50.299	2 J.ELLWOOD	1:15.570	1 O.GIBSON	45.764	6	67 R.WATTS	2:51.760	2:52.004	(3)	
7	69 J.CURRY	50.429	9 S.WILSON	1:15.887	59 A.CROFT	45.779	7	79 J.Shiveral	2:51.981	2:52.225	(7)	
8	72 A.WHITTON	50.484	122 S.GRIFFITHS	1:16.155	74 J.BEARDWELL	45.779	8	78 P.REYNOLDS	2:52.122	2:53.906	(12)	
9	53 B.WHITE	50.498	78 P.REYNOLDS	1:16.225	46 M.EVANS	45.799	9	9 S.WILSON	2:52.398	2:52.572	(8)	
10	2 J.ELLWOOD	50.514	22 G.BURTENSHAW	1:16.495	68 D.BULLOCK	45.825	10	122 S.GRIFFITHS	2:52.600	2:53.410	(9)	
11	4 J.WINROW	50.521	44 C.ELLIOTT	1:16.580	122 S.GRIFFITHS	45.856	11	59 A.CROFT	2:53.331	2:54.405	(14)	
12	122 S.GRIFFITHS	50.589	115 D.HEWITT	1:16.584	10 G.CORDEY	45.893	12	5 H.CRAME	2:53.541	2:53.866	(11)	
13	13 S.MCMASTER	50.631	67 R.WATTS	1:16.677	5 H.CRAME	45.927	13	1 O.GIBSON	2:53.613	2:55.309	(22)	
14	5 H.CRAME	50.707	69 J.CURRY	1:16.690	53 B.WHITE	45.983	14	68 D.BULLOCK	2:53.846	2:54.409	(15)	
15	79 J.Shiveral	50.716	1 O.GIBSON	1:16.696	44 C.ELLIOTT	46.012	15	47 J.VIGGARS	2:53.852	2:53.852	(10)	
16	115 D.HEWITT	50.731	59 A.CROFT	1:16.798	78 P.REYNOLDS	46.102	16	22 G.BURTENSHAW	2:53.874	2:54.945	(16)	
17	59 A.CROFT	50.754	47 J.VIGGARS	1:16.833	22 G.BURTENSHAW	46.158	17	115 D.HEWITT	2:53.924	2:53.924	(13)	
18	121 B.WINROW	50.760	5 H.CRAME	1:16.907	114 A.SKINNER	46.180	18	44 C.ELLIOTT	2:53.988	2:54.544	(17)	
19	101 D.DOLAN	50.760	93 M.TOPHAM	1:17.403	47 J.VIGGARS	46.193	19	69 J.CURRY	2:54.053	2:54.630	(18)	
20	9 S.WILSON	50.798	25 J.DOHERTY	1:17.518	4 J.WINROW	46.197	20	53 B.WHITE	2:54.533	2:55.457	(23)	
21	47 J.VIGGARS	50.826	10 G.CORDEY	1:17.522	101 D.DOLAN	46.287	21	94 A.UPPAL	2:54.538	2:55.228	(21)	
22	71 J.ELVERY	50.884	114 A.SKINNER	1:17.523	17 S.ROBERTSON	46.484	22	101 D.DOLAN	2:54.743	2:55.211	(20)	
23	93 M.TOPHAM	51.083	94 A.UPPAL	1:17.620	71 J.ELVERY	46.485	23	114 A.SKINNER	2:54.841	2:55.999	(25)	
24	25 J.DOHERTY	51.111	101 D.DOLAN	1:17.696	115 D.HEWITT	46.609	24	93 M.TOPHAM	2:55.109	2:55.114	(19)	
25	114 A.SKINNER	51.138	68 D.BULLOCK	1:17.722	93 M.TOPHAM	46.623	25	72 A.WHITTON	2:55.132	2:56.340	(28)	
26	1 O.GIBSON	51.153	8 S.FORTAG	1:17.724	72 A.WHITTON	46.654	26	10 G.CORDEY	2:55.219	2:55.863	(24)	
27	22 G.BURTENSHAW	51.221	121 B.WINROW	1:17.794	121 B.WINROW	46.672	27	121 B.WINROW	2:55.226	2:56.808	(29)	
28	44 C.ELLIOTT	51.396	17 S.ROBERTSON	1:17.965	94 A.UPPAL	46.720	28	25 J.DOHERTY	2:55.396	2:56.105	(26)	
29	17 S.ROBERTSON	51.470	72 A.WHITTON	1:17.994	25 J.DOHERTY	46.767	29	17 S.ROBERTSON	2:55.919	2:56.117	(27)	
30	23 R.VALE	51.525	53 B.WHITE	1:18.052	8 S.FORTAG	46.872	30	71 J.ELVERY	2:56.414	2:57.038	(31)	
31	73 M.DAVIES	51.556	48 A.JOHNSON	1:18.285	69 J.CURRY	46.934	31	8 S.FORTAG	2:56.758	2:56.843	(30)	
32	55 R.SCARRATT	51.795	124 A.MOLSOM	1:18.432	55 R.SCARRATT	47.018	32	55 R.SCARRATT	2:57.738	2:58.845	(32)	
33	10 G.CORDEY	51.804	73 M.DAVIES	1:18.890	73 M.DAVIES	47.361	33	73 M.DAVIES	2:57.807	2:59.479	(34)	
34	48 A.JOHNSON	51.942	55 R.SCARRATT	1:18.925	12 P.MARSH	47.562	34	48 A.JOHNSON	2:57.825	2:59.124	(33)	
35	52 M.DOWNING	52.019	12 P.MARSH	1:18.995	48 A.JOHNSON	47.598	35	12 P.MARSH	2:59.328	2:59.990	(36)	
36	8 S.FORTAG	52.162	71 J.ELVERY	1:19.045	106 M.JONES	47.649	36	116 M.HARRISON	2:59.655	2:59.791	(35)	
37	116 M.HARRISON	52.406	19 M.GIBSON	1:19.156	116 M.HARRISON	47.650	37	19 M.GIBSON	2:59.767	3:00.380	(37)	
38	19 M.GIBSON	52.677	106 M.JONES	1:19.492	49 B.SCOTT	47.883	38	23 R.VALE	2:59.856	3:02.309	(43)	
39	12 P.MARSH	52.771	116 M.HARRISON	1:19.599	19 M.GIBSON	47.934	39	124 A.MOLSOM	3:00.259	3:01.275	(39)	
40	108 N.STURGESS	52.798	103 R.FORD	1:20.022	108 N.STURGESS	48.164	40	106 M.JONES	3:00.673	3:00.673	(38)	
41	49 B.SCOTT	52.868	23 R.VALE	1:20.077	23 R.VALE	48.254	41	49 B.SCOTT	3:01.154	3:01.322	(40)	
42	103 R.FORD	52.946	49 B.SCOTT	1:20.403	124 A.MOLSOM	48.475	42	103 R.FORD	3:01.476	3:01.679	(41)	
43	104 C.RAYMENT	52.963	143 D.MORRIS	1:20.826	103 R.FORD	48.508	43	52 M.DOWNING	3:01.991	3:01.991	(42)	
44	124 A.MOLSOM	53.352	52 M.DOWNING	1:20.959	143 D.MORRIS	48.958	44	108 N.STURGESS	3:02.059	3:02.569	(44)	
45	106 M.JONES	53.532	108 N.STURGESS	1:21.097	52 M.DOWNING	49.013	45	143 D.MORRIS	3:03.805	3:03.992	(45)	
46	97 S.CASSEY	53.578	104 C.RAYMENT	1:22.040	104 C.RAYMENT	49.317	46	104 C.RAYMENT	3:04.320	3:04.613	(46)	
47	143 D.MORRIS	54.021	117 K.BARRETT	1:22.695	117 K.BARRETT	49.698	47	117 K.BARRETT	3:06.743	3:06.743	(47)	
48	117 K.BARRETT	54.350	182 M.WILLOUGHBY	1:23.108	97 S.CASSEY	50.461	48	97 S.CASSEY	3:08.042	3:08.890	(48)	
49	151 R.WINROW	55.800	172 R.WEBB	1:23.657	151 R.WINROW	51.001	49	151 R.WINROW	3:10.557	3:10.954	(49)	
50	172 R.WEBB	56.415	151 R.WINROW	1:23.756	171 G.SMITH	51.300	50	172 R.WEBB	3:12.243	3:12.294	(50)	
51	171 G.SMITH	57.011	97 S.CASSEY	1:24.003	190 P.HAWKER	52.042	51	171 G.SMITH	3:12.329	3:14.390	(52)	
52	190 P.HAWKER	57.105	171 G.SMITH	1:24.018	182 M.WILLOUGHBY	52.143	52	182 M.WILLOUGHBY	3:12.619	3:12.619	(51)	






**CATERHAM GRADUATES
SPA RACING FESTIVAL
FREE PRACTICE 1**

Best Sector Times

SECTOR 1			SECTOR 2			SECTOR 3				
Pos	Driver	Time	Driver	Time	Driver	Time	Pos	Driver	Ideal Lap	Best Lap
53	182 M.WILLOUGHBY	57.368	190 P.HAWKER	1:24.725	172 R.WEBB	52.171	53	190 P.HAWKER	3:13.872	3:14.436 (53)
54	178 I.KINGHORN	58.298	176 M.CARTER	1:25.157	178 I.KINGHORN	53.220	54	178 I.KINGHORN	3:16.924	3:16.924 (54)
55	176 M.CARTER	58.781	178 I.KINGHORN	1:25.406	176 M.CARTER	53.659	55	176 M.CARTER	3:17.597	3:18.038 (55)
56	179 M.SEGAL	59.811	179 M.SEGAL	1:30.270	179 M.SEGAL	54.598	56	179 M.SEGAL	3:24.679	3:25.643 (56)
57	181 A.COOPER	1:00.356	181 A.COOPER	1:32.749	181 A.COOPER	55.658	57	181 A.COOPER	3:28.763	3:28.982 (57)




**CATERHAM GRADUATES
SPA RACING FESTIVAL
FREE PRACTICE 1**

Best Top Speeds

Driver	Team		Top 1		Top 2		Top 3		Top 4		Top 5		Avg
			Kph	Lap	Kph	Lap	Kph	Lap	Kph	Lap	Kph	Lap	
122 Simon GRIFFITHS	Simon Griffiths	MEG	200.0	9	197.1	4	193.5	7	190.8	3	190.8	8	194.4
23 Richard VALE	Richard Vale	SIG	198.5	8	187.2	3	184.9	4	181.8	2	179.4	6	186.4
53 Barry WHITE	Rockey Racing	SIG	197.8	8	190.5	4	189.8	7	186.2	9	181.8	6	189.2
59 Adam CROFT	CTS Motorsport	SIG	197.8	7	191.2	9	187.5	8	186.9	5	184.3	6	189.5
93 Matt TOPHAM	LFP Motorsport	SIG-V	197.8	8	196.4	7	192.5	6	187.2	5	184.3	3	191.6
13 Steven MCMASTER	Steven McMaster	SIG	196.0	8	192.2	9	191.5	7	184.6	10	178.8	4	188.6
67 Rob WATTS	UPE Motorsport	SIG-V	195.7	2	195.7	4	194.9	9	194.6	8	194.2	7	195.0
78 Peter REYNOLDS	CTS Motorsport	SIG-V	195.3	9	194.9	5	193.2	3	193.2	8	192.2	2	193.8
74 James BEARDWELL	UPE Motorsport	SIG-V	194.9	2	194.2	8	191.8	9	190.8	4	190.5	5	192.4
94 Aman UPPAL	LFP Motorsport	SIG-V	194.9	9	194.2	3	194.2	8	193.9	5	190.1	4	193.5
115 David HEWITT	David Hewitt	MEG	194.9	9	192.2	4	191.2	2	191.2	8	189.5	10	191.8
5 Harry CRAMER	Torque Motorsport	SIG	194.6	4	193.2	5	186.9	3	186.9	9	186.5	8	189.6
25 Joel DOHERTY	Rockey Racing	SIG	194.6	7	192.9	9	187.8	4	184.6	6	183.7	5	188.7
68 Dave BULLOCK	UPE Motorsport	SIG-V	194.6	4	193.5	3	191.8	8	191.2	9	182.4	7	190.7
114 Andrew SKINNER	Andrew Skinner	MEG	194.6	9	194.2	5	192.9	3	188.2	2	185.9	7	191.2
4 Jamie WINROW	Jamie Winrow	SIG	193.9	3	193.2	4	191.5	8	190.1	5	189.8	2	191.7
9 Samuel WILSON	Samuel Wilson	SIG	193.9	4	193.2	3	190.5	9	190.1	5	188.5	10	191.2
69 Jon CURRY	CTS Motorsport	SIG-V	193.9	3	192.5	4	192.2	8	191.8	7	190.8	9	192.2
72 Andrew WHITTON	Andrew Whitton	SIG-VD	193.9	9	191.5	3	189.8	8	187.5	4	187.5	7	190.0
104 Christopher Kim RAYMENT	Christopher Kim Rayment	MEG	193.9	3	188.5	7	188.2	4	187.8	8	181.5	2	188.0
101 Declan DOLAN	Declan Dolan	MEG	193.5	8	192.2	3	191.5	4	188.8	7	187.8	9	190.8
47 Julian VIGGARS	McMillan Motorsport	SIG	193.2	5	192.5	4	191.5	3	184.0	2	156.3	1	183.5
71 James ELVERY	UPE Motorsport	SIG-V	193.2	3	192.9	8	192.2	9	188.5	2	188.2	6	191.0
46 Mike EVANS	LFP Motorsport	SIG-V	192.9	5	188.2	4	187.5	3	187.2	2	186.9	9	188.5
48 Andrew JOHNSON	Andrew Johnson	SIG-V	192.2	7	187.5	9	187.2	8	178.5	6	177.9	2	184.7
79 John Shival	UPE Motorsport	SIG-V	192.2	4	190.8	7	190.1	8	188.5	2	187.2	5	189.8
22 Glenn BURTENSHAW	Glenn Burtenshaw	SIG	191.8	8	186.9	9	185.2	3	184.0	7	176.2	4	184.8
1 Oliver GIBSON	Oliver Gibson	SIG	191.5	3	189.5	4	185.6	8	182.1	6	180.0	2	185.7
44 Charles ELLIOTT	Charles Elliott	SIG	191.5	4	191.2	6	190.5	3	190.1	8	186.9	9	190.0
73 Mark DAVIES	Mark Davies	SIG-VD	191.5	3	184.0	2	184.0	8	180.3	6	178.2	4	183.6
116 Mark HARRISON	Mark Harrison	MEG	191.5	5	191.2	8	189.1	7	187.8	9	182.4	4	188.4
17 Steven ROBERTSON	Steven Robertson	SIG	191.2	5	190.8	4	189.5	8	185.6	7	183.1	3	188.0
2 Jamie ELLWOOD	Jamie Ellwood	SIG	190.8	5	190.1	3	188.5	7	186.9	4	186.2	8	188.5
12 Peter MARSH	Peter Marsh	SIG	190.1	8	184.0	3	183.7	7	178.8	4	174.8	5	182.3
124 Andy MOLSOM	Rockey Racing	MEG	189.1	2	186.2	4	184.0	3	179.1	5	166.9	1	181.1
121 Ben WINROW	Ben Winrow	MEG	188.5	9	187.5	8	186.9	7	181.5	2	177.9	6	184.5
106 Mark JONES	Rockey Racing	MEG	188.2	2	186.5	3	186.2	8	185.6	9	182.4	4	185.8
10 Gareth CORDEY	Gareth Cordey	SIG	187.2	7	186.2	2	186.2	8	185.9	3	183.7	5	185.8
108 Neil STURGESS	Neil Sturgess	MEG	186.5	9	185.9	4	184.9	7	181.5	6	180.9	8	183.9
8 Spencer FORTAG	McMillan Motorsport	SIG	186.2	7	185.9	6	185.9	9	185.2	8	184.0	3	185.4
55 Ryan SCARRATT	Ryan Scarratt	SIG	186.2	8	185.6	7	181.8	4	180.0	6	177.3	2	182.2
143 David MORRIS	David Morris	SIG-V	184.6	8	178.2	6	177.6	4	176.5	7	176.5	9	178.7
49 Bill SCOTT	Bill Scott	SIG	184.3	6	183.7	5	178.5	3	173.6	2	171.2	4	178.3
103 Roger FORD	Roger Ford	MEG	183.7	4	183.4	3	182.7	8	181.8	2	180.9	7	182.5
19 Mark GIBSON	Mark Gibson	SIG	183.4	8	181.5	4	178.5	7	175.3	2	175.0	6	178.7
52 Michael DOWNING	Michael Downing	SIG	183.1	6	182.7	9	181.2	2	179.1	7	177.3	8	180.7
97 Simon CASSEY	CTS Motorsport	SIG-VD	181.8	6	178.2	3	166.9	2	165.4	7	157.4	1	169.9






**CATERHAM GRADUATES
SPA RACING FESTIVAL
FREE PRACTICE 1**

Best Top Speeds


Driver	Team		Top 1		Top 2		Top 3		Top 4		Top 5		Avg
			Kph	Lap	Kph	Lap	Kph	Lap	Kph	Lap	Kph	Lap	
117 Kevin BARRETT	Kevin Barrett	MEG	181.2	3	171.7	4	162.7	2	161.7	1	125.9	5	160,6
151 Robert WINROW	Robert Winrow	SIG	176.8	2	173.6	6	173.4	8	169.8	7	168.7	3	172,5
172 Robin WEBB	Robin Webb	CLA	172.8	7	169.5	6	161.7	8	161.2	2	160.7	3	165,2
182 Matthew WILLOUGHBY	Matthew Willoughby	CLA	168.5	6	166.4	8	165.1	7	162.2	2	161.7	3	164,8
179 Michael SEGAL	Michael Segal	CLA	167.2	2	161.4	5	159.3	6	157.4	7	155.2	3	160,1
171 Graeme SMITH	Graeme Smith	CLA	166.7	2	163.4	4	162.2	3	157.0	6	156.1	7	161,1
190 Paul HAWKER	Paul Hawker	CLA	166.2	4	163.9	7	163.9	8	163.4	6	163.1	2	164,1
178 Iain KINGHORN	Iain Kinghorn	CLA	164.1	7	159.1	8	157.9	6	154.7	5	151.9	3	157,5
176 Mark CARTER	Mark Carter	CLA	159.3	8	156.5	5	155.6	2	154.1	6	153.8	7	155,9
181 Andrew COOPER	Andrew Cooper	CLA	155.4	3	154.9	8	154.3	7	153.8	6	152.3	2	154,1
11 Christopher BUCKLEY	Christopher Buckley	SIG											
89 Tim CHILD	UPE Motorsport	SIG-V											



**CATERHAM GRADUATES
SPA RACING FESTIVAL
FREE PRACTICE 1**

Fastest Lap Sequence

Practice Time	Driver	Team	Car	Class	Time	Kph	Lap
5:59.864	2 Jamie ELLWOOD	Jamie Ellwood		SIG	2:56.721	142.7	2
6:01.960	74 James BEARDWELL	UPE Motorsport		SIG-V	2:53.898	145.0	2
8:54.859	74 James BEARDWELL	UPE Motorsport		SIG-V	2:52.899	145.8	3
11:47.283	74 James BEARDWELL	UPE Motorsport		SIG-V	2:52.424	146.2	4
11:47.899	2 Jamie ELLWOOD	Jamie Ellwood		SIG	2:52.134	146.5	4
11:51.646	46 Mike EVANS	LFP Motorsport		SIG-V	2:51.565	147.0	4
32:14.895	46 Mike EVANS	LFP Motorsport		SIG-V	2:50.993	147.5	10




CATERHAM GRADUATES SPA RACING FESTIVAL FREE PRACTICE 1

Analysis

■ Personal Best ■ Session Best B Crossing the finish line in pit lane

Lap	Time	Sector 1	Sector 2	Sector 3	T. Spd	Elapsed	Lap	Time	Sector 1	Sector 2	Sector 3	T. Spd	Elapsed
1 Oliver GIBSON							8 2:58.114 52.326 1:18.135 47.653 185.2 27:38.681						
Oliver Gibson							9 2:57.287 52.174 1:18.036 47.077 185.9 30:35.968						
1	4:28.350	2:10.457	1:28.905	48.988	152.8	4:28.350	9 Samuel WILSON						
2	2:58.398	53.590	1:18.110	46.698	180.0	7:26.748	Samuel Wilson						
3	2:55.309	52.059	1:17.486	45.764	191.5	10:22.057	1	3:03.835	53.960	1:21.326	48.549	174.8	3:03.835
4	2:56.920	51.153	1:17.813	47.954	189.5	13:18.977	2	2:58.099	52.635	1:18.573	46.891	188.2	6:01.934
5	4:13.983B	56.946	1:31.747	1:45.290	129.3	17:32.960	3	2:54.896	51.339	1:17.054	46.503	193.2	8:56.830
6	3:56.072	1:50.914	1:16.696	48.462	182.1	21:29.032	4	2:53.108	50.798	1:16.404	45.906	193.9	11:49.938
7	3:03.087	54.332	1:17.584	51.171	159.1	24:32.119	5	3:40.522B	51.018	1:16.524	1:32.980	190.1	15:30.460
8	3:35.421B	53.324	1:17.460	1:24.637	185.6	28:07.540	6	5:16.455	3:13.570	1:16.823	46.062	188.5	20:46.915
2 Jamie ELLWOOD							7	2:53.864	51.438	1:16.456	45.970	187.2	23:40.779
Jamie Ellwood							8	2:52.763	50.943	1:16.071	45.749	188.5	26:33.542
1	3:03.143	54.015	1:20.607	48.521	173.6	3:03.143	9	2:53.852	50.875	1:17.017	45.960	190.5	29:27.394
2	2:56.721	52.624	1:17.028	47.069	182.7	5:59.864	10	2:52.572	50.972	1:15.887	45.713	188.5	32:19.966
3	2:55.901	53.678	1:16.115	46.108	190.1	8:55.765	10 Gareth CORDEY						
4	2:52.134	50.973	1:15.570	45.591	186.9	11:47.899	Gareth Cordey						
5	9:02.169B	50.514	1:15.733	6:55.922	190.8	20:50.068	1	3:10.138	55.002	1:25.393	49.743	160.5	3:10.138
6	3:21.344	1:16.180	1:18.544	46.620	182.4	24:11.412	2	2:57.844	52.345	1:18.572	46.927	186.2	6:07.982
7	2:53.709	50.938	1:16.580	46.191	188.5	27:05.121	3	2:57.084	51.838	1:17.986	47.260	185.9	9:05.066
8	4:41.442B	51.040	1:26.552	2:23.850	186.2	31:46.563	4	2:56.851	52.225	1:17.522	47.104	183.4	12:01.917
4 Jamie WINROW							5	5:39.840B	51.960	1:18.744	3:29.136	183.7	17:41.757
Jamie Winrow							6	3:54.346	1:48.474	1:18.986	46.886	176.8	21:36.103
1	3:57.135	1:44.890	1:22.222	50.023	177.6	3:57.135	7	2:55.863	51.804	1:17.680	46.379	187.2	24:31.966
2	2:58.693	52.212	1:19.891	46.590	189.8	6:55.828	8	2:55.909	52.185	1:17.831	45.893	186.2	27:27.875
3	2:53.575	50.698	1:16.466	46.411	193.9	9:49.403	9	2:56.649	52.225	1:17.868	46.556	180.9	30:24.524
4	2:55.119	50.521	1:17.988	46.610	193.2	12:44.522	12 Peter MARSH						
5	3:45.268B	51.638	1:28.462	1:25.168	190.1	16:29.790	Peter Marsh						
6	4:31.397	2:26.487	1:18.313	46.597	188.5	21:01.187	1	3:28.823	1:05.894	1:29.493	53.436	140.6	3:28.823
7	2:53.732	52.229	1:15.291	46.212	183.4	23:54.919	2	3:11.985	56.128	1:24.584	51.273	172.8	6:40.808
8	2:53.995	51.720	1:15.846	46.429	191.5	26:48.914	3	3:05.003	53.507	1:21.945	49.551	184.0	9:45.811
9	2:52.188	51.535	1:14.456	46.197	184.3	29:41.102	4	3:03.623	53.664	1:20.952	49.007	178.8	12:49.434
10	2:52.563	51.221	1:15.145	46.197	177.9	32:33.665	5	4:11.665B	52.774	1:32.847	1:46.044	174.8	17:01.099
5 Harry CRAMER							6	4:15.679	2:03.830	1:23.586	48.263	172.0	21:16.778
Torque Motorsport							7	3:00.778	52.890	1:20.326	47.562	183.7	24:17.556
1	3:56.815	1:42.517	1:23.466	50.832	173.6	3:56.815	8	2:59.990	53.237	1:18.995	47.758	190.1	27:17.546
2	3:01.275	52.648	1:20.149	48.478	186.2	6:58.090	9	3:02.225	52.771	1:20.916	48.538	171.4	30:19.771
3	2:56.431	51.070	1:18.457	46.904	186.9	9:54.521	13 Steven MCMASTER						
4	2:56.422	50.707	1:18.583	47.132	194.6	12:50.943	Steven McMaster						
5	5:57.175B	50.948	1:31.576	3:34.651	193.2	18:48.118	1	3:44.937	1:28.970	1:27.231	48.736	149.8	3:44.937
6	3:14.754	1:09.088	1:19.242	46.424	185.2	22:02.872	2	3:00.459	54.056	1:19.380	47.023	178.2	6:45.396
7	2:57.303	51.517	1:16.985	48.801	185.9	25:00.175	3	3:00.356	52.262	1:18.769	49.325	176.2	9:45.752
8	2:54.569	51.503	1:17.104	45.962	186.5	27:54.744	4	2:59.177	51.399	1:19.380	48.398	178.8	12:44.929
9	2:53.866	51.032	1:16.907	45.927	186.9	30:48.610	5	3:51.870B	51.813	1:29.801	1:30.256	168.7	16:36.799
8 Spencer FORTAG							6	4:24.984	2:19.782	1:18.493	46.709	178.2	21:01.783
McMillan Motorsport							7	2:55.506	52.271	1:16.677	46.558	191.5	23:57.289
1	4:14.988	1:55.057	1:28.616	51.315	152.5	4:14.988	8	2:52.656	51.202	1:15.810	45.644	196.0	26:49.945
2	3:09.777	55.021	1:23.548	51.208	168.5	7:24.765	9	2:51.596	50.853	1:14.988	45.755	192.2	29:41.541
3	3:00.387	53.724	1:18.796	47.867	184.0	10:25.152	10	2:51.550	50.631	1:15.068	45.851	184.6	32:33.091
4	3:00.532	52.162	1:18.386	49.984	181.5	13:25.684	17 Steven ROBERTSON						
5	4:26.478B	1:03.639	1:28.705	1:54.134	124.7	17:52.162	Steven Robertson						
6	3:51.562	1:45.058	1:18.683	47.821	185.9	21:43.724	1	3:44.479	1:25.672	1:28.630	50.177	160.2	3:44.479
7	2:56.843	52.247	1:17.724	46.872	186.2	24:40.567	2	3:04.311	54.658	1:21.267	48.386	170.6	6:48.790





CATERHAM GRADUATES SPA RACING FESTIVAL FREE PRACTICE 1

Analysis

■ Personal Best
 ■ Session Best
 ■ Crossing the finish line in pit lane

Lap	Time	Sector 1	Sector 2	Sector 3	T. Spd	Elapsed
3	3:03.184	52.801	1:21.277	49.106	183.1	9:51.974
4	3:00.422	52.898	1:20.263	47.261	190.8	12:52.396
5	8:45.580 B	51.547	1:33.387	6:20.646	191.2	21:37.976
6	3:22.040	1:12.403	1:20.577	49.060	173.1	25:00.016
7	2:56.376	51.927	1:17.965	46.484	185.6	27:56.392
8	2:56.117	51.470	1:18.094	46.553	189.5	30:52.509

19 Mark GIBSON
Mark Gibson

1	3:16.195			52.358		3:16.195
2	3:15.021	55.974	1:25.743	53.304	175.3	6:31.216
3	3:09.551	54.390	1:24.647	50.514	172.2	9:40.767
4	5:23.687 B	54.159	1:24.567	3:04.961	181.5	15:04.454
5	5:50.168	3:36.134	1:23.611	50.423	170.6	20:54.622
6	3:04.370	54.593	1:21.843	47.934	175.0	23:58.992
7	3:02.026	53.430	1:20.579	48.017	178.5	27:01.018
8	3:00.380	52.677	1:19.156	48.547	183.4	30:01.398

22 Glenn BURTENSCHAW
Glenn Burtenshaw

1	4:16.108	2:03.655			164.1	4:16.108
2	3:01.891	53.552	1:20.918	47.421	171.2	7:17.999
3	2:56.807	52.173	1:17.835	46.799	185.2	10:14.806
4	3:00.138	52.083	1:19.623	48.432	176.2	13:14.944
5	4:56.331 B	55.380	1:31.536	2:29.415	122.9	18:11.275
6	3:48.443	1:41.056	1:20.573	46.814	175.6	21:59.718
7	2:57.324	51.643	1:17.814	47.867	184.0	24:57.042
8	2:54.495	51.842	1:16.495	46.158	191.8	27:51.537
9	2:55.180	51.221	1:17.484	46.475	186.9	30:46.717

23 Richard VALE
Richard Vale

1	4:10.843	1:51.562	1:27.696	51.585	160.5	4:10.843
2	3:05.634	55.127	1:21.554	48.953	181.8	7:16.477
3	3:02.309	53.978	1:20.077	48.254	187.2	10:18.786
4	3:06.475	53.224	1:23.409	49.842	184.9	13:25.261
5	4:36.459 B	1:07.170	1:34.828	1:54.461	121.9	18:01.720
6	3:55.701	1:47.153	1:20.267	48.281	179.4	21:57.421
7	3:04.355	52.772	1:20.453	51.130	175.9	25:01.776
8	3:28.743	51.525	1:47.874	49.344	198.5	28:30.519
9	3:05.405	54.396	1:22.163	48.846	174.8	31:35.924

25 Joel DOHERTY
Rockey Racing

1	3:43.420	1:26.027	1:27.263	50.130	167.7	3:43.420
2	3:03.361	53.891	1:20.246	49.224	176.2	6:46.781
3	3:00.231	52.070	1:18.948	49.213	179.7	9:47.012
4	2:59.286	52.211	1:19.629	47.446	187.8	12:46.298
5	3:54.176 B	51.111	1:30.771	1:32.294	183.7	16:40.474
6	4:49.068	2:41.292	1:19.493	48.283	184.6	21:29.542
7	2:56.832	51.238	1:17.518	48.076	194.6	24:26.374
8	2:58.025	51.899	1:19.359	46.767	183.4	27:24.399
9	2:56.105	51.160	1:17.679	47.266	192.9	30:20.504

44 Charles ELLIOTT
Charles Elliott

1	4:17.871	2:02.078	1:24.833	50.960	172.8	4:17.871
---	----------	----------	----------	--------	-------	----------

2	3:06.378	52.961	1:23.575	49.842	182.1	7:24.249
3	2:58.557	52.169	1:19.071	47.317	190.5	10:22.806
4	3:00.012	51.886	1:19.525	48.601	191.5	13:22.818
5	4:24.541 B	59.961	1:34.241	1:50.339	117.1	17:47.359
6	3:54.523	1:48.615	1:18.220	47.688	191.2	21:41.882
7	2:55.542	52.213	1:17.317	46.012	185.2	24:37.424
8	2:54.866	51.454	1:16.855	46.557	190.1	27:32.290
9	2:54.544	51.396	1:16.580	46.568	186.9	30:26.834

46 Mike EVANS
LFP Motorsport

1	3:09.305	56.684	1:24.330	48.291	181.5	3:09.305
2	2:57.379	52.022	1:18.202	47.155	187.2	6:06.684
3	2:53.397	51.057	1:16.119	46.221	187.5	9:00.081
4	2:51.565	50.677	1:15.089	45.799	188.2	11:51.646
5	3:35.870 B	49.270	1:16.239	1:30.361	192.9	15:27.516
6	5:16.775	3:12.707	1:17.037	47.031	182.7	20:44.291
7	2:54.645	51.068	1:16.582	46.995	182.1	23:38.936
8	2:53.123	50.645	1:16.133	46.345	182.4	26:32.059
9	2:51.843	50.138	1:15.519	46.186	186.9	29:23.902
10	2:50.993	50.124	1:14.948	45.921	186.5	32:14.895

47 Julian VIGGARS
McMillan Motorsport

1	4:15.609	1:54.831	1:30.778	50.000	156.3	4:15.609
2	17:21.702	54.755	1:23.812	...	184.0	21:37.311
3	2:56.072	50.839	1:18.477	46.756	191.5	24:33.383
4	2:55.765	51.470	1:17.459	46.836	192.5	27:29.148
5	2:53.852	50.826	1:16.833	46.193	193.2	30:23.000

48 Andrew JOHNSON
Andrew Johnson

1	3:30.231	1:12.684	1:25.874	51.673	155.6	3:30.231
2	3:09.412	56.225	1:23.461	49.726	177.9	6:39.643
3	3:07.756	54.694	1:23.092	49.970	176.5	9:47.399
4	6:04.340 B	3:09.573	1:26.474	1:28.293	175.6	15:51.739
5	5:09.160	3:00.698	1:19.715	48.747	167.7	21:00.899
6	2:59.308	53.425	1:18.285	47.598	178.5	24:00.207
7	2:59.124	51.942	1:18.850	48.332	192.2	26:59.331
8	2:59.553	53.483	1:18.448	47.622	187.2	29:58.884
9	2:59.419	52.953	1:18.503	47.963	187.5	32:58.303


49 Bill SCOTT
Bill Scott

1	4:31.879	2:10.070	1:30.278	51.531	150.8	4:31.879
2	3:11.833	56.033	1:25.911	49.889	173.6	7:43.712
3	13:26.791	54.923	1:24.675	...	178.5	21:10.503
4	3:03.303	53.939	1:21.481	47.883	171.2	24:13.806
5	3:03.311	53.313	1:21.468	48.530	183.7	27:17.117
6	3:01.322	52.868	1:20.403	48.051	184.3	30:18.439

52 Michael DOWNING
Michael Downing

1	3:57.746	1:28.129	1:34.395	55.222	162.2	3:57.746
2	3:09.832	55.004	1:23.484	51.344	181.2	7:07.578
3	3:09.335	54.494	1:23.897	50.944	176.2	10:16.913
4	3:09.881	52.394	1:25.362	52.125	176.2	13:26.794





CATERHAM GRADUATES SPA RACING FESTIVAL FREE PRACTICE 1

Analysis

■ Personal Best ■ Session Best B Crossing the finish line in pit lane

Lap	Time	Sector 1	Sector 2	Sector 3	T. Spd	Elapsed
5	4:39.387	B 1:06.204	1:37.333	1:55.850	125.7	18:06.181
6	3:58.540	1:45.962	1:23.516	49.062	183.1	22:04.721
7	3:04.489	52.323	1:22.101	50.065	179.1	25:09.210
8	3:11.181	53.806	1:27.065	50.310	177.3	28:20.391
9	3:01.991	52.019	1:20.959	49.013	182.7	31:22.382

53 **Barry WHITE**
Rockey Racing

1	3:44.829	1:28.468	1:26.152	50.209	158.1	3:44.829
2	3:01.420	53.895	1:19.240	48.285	180.0	6:46.249
3	3:00.137	51.386	1:19.069	49.682	177.0	9:46.386
4	2:57.717	51.252	1:18.528	47.937	190.5	12:44.103
5	3:50.564	B 52.448	1:29.531	1:28.585	167.4	16:34.667
6	4:46.534	2:40.590	1:18.279	47.665	181.8	21:21.201
7	2:55.457	51.288	1:18.186	45.983	189.8	24:16.658
8	2:55.760	50.498	1:18.052	47.210	197.8	27:12.418
9	2:59.482	51.193	1:19.449	48.840	186.2	30:11.900

55 **Ryan SCARRATT**
Ryan Scarratt

1	3:12.064	54.423	1:27.796	49.845	152.8	3:12.064
2	3:06.571	55.747	1:21.513	49.311	177.3	6:18.635
3	3:04.878	53.783	1:21.755	49.340	171.2	9:23.513
4	3:01.698	53.063	1:19.944	48.691	181.8	12:25.211
5	3:55.883	B 54.093	1:34.692	1:27.098	171.7	16:21.094
6	4:42.202	2:33.994	1:19.218	48.990	180.0	21:03.296
7	2:58.959	51.795	1:19.182	47.982	185.6	24:02.255
8	2:59.261	52.426	1:18.925	47.910	186.2	27:01.516
9	2:58.845	52.513	1:19.314	47.018	177.3	30:00.361

59 **Adam CROFT**
CTS Motorsport

1	3:17.616	1:01.750	1:25.802	50.064	165.4	3:17.616
2	3:01.631	53.900	1:20.273	47.458	181.5	6:19.247
3	2:57.365	51.639	1:18.453	47.273	183.7	9:16.612
4	2:58.204	52.331	1:19.215	46.658	180.9	12:14.816
5	3:53.862	B 52.843	1:24.871	1:36.148	186.9	16:08.678
6	5:50.553	3:43.609	1:20.042	46.902	184.3	21:59.231
7	2:57.264	50.754	1:18.742	47.768	197.8	24:56.495
8	2:54.405	51.828	1:16.798	45.779	187.5	27:50.900
9	2:56.293	51.691	1:17.236	47.366	191.2	30:47.193

67 **Rob WATTS**
UPE Motorsport

1	3:57.956	1:45.007	1:22.426	50.523	175.6	3:57.956
2	2:56.713	51.218	1:19.082	46.413	195.7	6:54.669
3	2:55.272	50.355	1:18.270	46.647	189.8	9:49.941
4	2:55.504	50.468	1:18.353	46.683	195.7	12:45.445
5	3:46.698	B 50.829	1:29.335	1:26.534	187.2	16:32.143
6	4:52.577	2:48.074	1:17.921	46.582	184.3	21:24.720
7	2:52.962	50.301	1:16.737	45.924	194.2	24:17.682
8	2:53.999	50.805	1:17.788	45.406	194.6	27:11.681
9	2:52.004	49.677	1:16.677	45.650	194.9	30:03.685

68 **Dave BULLOCK**
UPE Motorsport

1	3:26.560	1:08.821	1:28.407	49.332	154.9	3:26.560
---	----------	----------	----------	--------	-------	----------

2	2:57.719	52.426	1:18.941	46.352	173.6	6:24.279
3	2:55.948	50.599	1:17.863	47.486	193.5	9:20.227
4	2:54.409	50.299	1:18.019	46.091	194.6	12:14.636
5	3:50.971	B 50.936	1:25.571	1:34.464	177.9	16:05.607
6	5:24.606	3:14.319	1:23.561	46.726	177.9	21:30.213
7	2:56.650	51.035	1:18.596	47.019	182.4	24:26.863
8	2:55.963	51.344	1:18.794	45.825	191.8	27:22.826
9	2:55.012	50.904	1:17.722	46.386	191.2	30:17.838

69 **Jon CURRY**
CTS Motorsport

1	3:57.016	1:43.076	1:23.790	50.150	143.8	3:57.016
2	3:02.296	52.785	1:20.127	49.384	180.6	6:59.312
3	2:56.021	50.725	1:17.090	48.206	193.9	9:55.333
4	2:56.208	52.125	1:17.095	46.988	192.5	12:51.541
5	4:13.554	B 51.168	1:33.732	1:48.654	184.6	17:05.095
6	4:54.445	2:47.326	1:20.185	46.934	180.3	21:59.540
7	2:57.632	50.429	1:18.535	48.668	191.8	24:57.172
8	2:54.630	50.823	1:16.767	47.040	192.2	27:51.802
9	2:54.886	50.562	1:16.690	47.634	190.8	30:46.688

71 **James ELVERY**
UPE Motorsport

1	4:07.173	1:46.745	1:27.720	52.708	161.2	4:07.173
2	3:01.059	53.425	1:19.962	47.672	188.5	7:08.232
3	3:04.120	53.546	1:23.186	47.388	193.2	10:12.352
4	3:05.997	53.819	1:22.310	49.868	184.9	13:18.349
5	4:11.326	B 55.423	1:32.317	1:43.586	119.3	17:29.675
6	4:25.776	2:17.968	1:20.005	47.803	188.2	21:55.451
7	3:05.743	52.007	1:22.708	51.028	184.3	25:01.194
8	2:57.038	51.508	1:19.045	46.485	192.9	27:58.232
9	2:57.607	50.884	1:19.810	46.913	192.2	30:55.839


72 **Andrew WHITTON**
Andrew Whitton

1	3:48.207	1:34.143	1:25.073	48.991	158.6	3:48.207
2	2:59.275	52.869	1:19.517	46.889	174.8	6:47.482
3	2:57.983	51.084	1:19.031	47.868	191.5	9:45.465
4	3:10.037	B 51.461	1:18.989	59.587	187.5	12:55.502
5	4:21.412	B 1:14.574	1:31.349	1:35.489	122.2	17:16.914
6	4:02.065	1:55.838	1:19.309	46.918	184.9	21:18.979
7	2:56.422	51.774	1:17.994	46.654	187.5	24:15.401
8	2:57.517	51.409	1:19.224	46.884	189.8	27:12.918
9	2:56.340	50.484	1:18.401	47.455	193.9	30:09.258

73 **Mark DAVIES**
Mark Davies

1	3:47.916	1:33.707	1:25.206	49.003	157.7	3:47.916
2	3:02.056	53.747	1:20.457	47.852	184.0	6:49.972
3	3:04.058	51.556	1:20.866	51.636	191.5	9:54.030
4	7:01.104	B 3:46.770	1:31.694	1:42.640	178.2	16:55.134
5	4:20.082	2:12.904	1:19.643	47.535	177.0	21:15.216
6	2:59.479	52.929	1:18.890	47.660	180.3	24:14.695
7	3:01.592	52.716	1:21.515	47.361	178.2	27:16.287
8	3:00.026	51.908	1:19.849	48.269	184.0	30:16.313






CATERHAM GRADUATES SPA RACING FESTIVAL FREE PRACTICE 1

Analysis

■ Personal Best ■ Session Best ■ Crossing the finish line in pit lane

Lap	Time	Sector 1	Sector 2	Sector 3	T. Spd	Elapsed	Lap	Time	Sector 1	Sector 2	Sector 3	T. Spd	Elapsed
74 James BEARDWELL UPE Motorsport							8	2:57.529	51.819	1:18.990	46.720	194.2	27:24.844
1	3:08.062	55.806	1:24.775	47.481	166.2	3:08.062	9	2:55.228	50.198	1:17.620	47.410	194.9	30:20.072
2	2:53.898	50.144	1:17.737	46.017	194.9	6:01.960	97 Simon CASSEY CTS Motorsport						
3	2:52.899	50.713	1:15.849	46.337	189.1	8:54.859	1	4:09.118	1:46.054	1:29.618	53.446	157.4	4:09.118
4	2:52.424	50.546	1:15.512	46.366	190.8	11:47.283	2	3:14.971	57.206	1:26.997	50.768	166.9	7:24.089
5	3:25.970B	50.318	1:16.132	1:19.520	190.5	15:13.253	3	3:14.339	55.198	1:26.208	52.933	178.2	10:38.428
6	5:41.213	3:38.784	1:15.901	46.528	187.2	20:54.466	4	3:16.893	56.529	1:26.157	54.207	151.7	13:55.321
7	2:52.109	50.574	1:15.756	45.779	189.8	23:46.575	5	8:40.454	6:22.981	1:27.012	50.461	156.7	22:35.775
8	2:53.545	49.875	1:17.694	45.976	194.2	26:40.120	6	3:08.890	53.578	1:24.421	50.891	181.8	25:44.665
9	3:06.513B	50.179	1:15.252	1:01.082	191.8	29:46.633	7	3:09.548	54.527	1:24.003	51.018	165.4	28:54.213
78 Peter REYNOLDS CTS Motorsport							8	3:12.445	56.006	1:25.181	51.258	151.9	32:06.658
1	3:58.984	1:49.211	1:23.203	46.570	164.6	3:58.984	101 Declan DOLAN Declan Dolan						
2	3:00.336	53.465	1:17.867	49.004	192.2	6:59.320	1	4:15.836	1:57.461	1:28.807	49.568	175.0	4:15.836
3	2:54.224	49.795	1:16.330	48.099	193.2	9:53.544	2	3:00.052	53.582	1:19.297	47.173	173.9	7:15.888
4	2:54.843	50.872	1:17.274	46.697	191.5	12:48.387	3	2:56.908	51.259	1:18.097	47.552	192.2	10:12.796
5	3:59.255B	50.166	1:31.469	1:37.620	194.9	16:47.642	4	3:01.716	53.080	1:18.157	50.479	191.5	13:14.512
6	4:48.047	2:43.810	1:18.135	46.102	186.5	21:35.689	5	6:28.883B	55.230	1:30.371	4:03.282	127.1	19:43.395
7	2:55.358	52.040	1:16.225	47.093	189.8	24:31.047	6	4:00.734	1:25.928	1:47.096	47.710	109.2	23:44.129
8	2:54.192	51.124	1:16.229	46.839	193.2	27:25.239	7	2:56.772	51.875	1:18.610	46.287	188.8	26:40.901
9	2:53.906	49.846	1:17.034	47.026	195.3	30:19.145	8	2:55.211	50.760	1:17.696	46.755	193.5	29:36.112
79 John Shivaler UPE Motorsport							9	2:58.683	51.656	1:18.629	48.398	187.8	32:34.795
1	3:27.159	1:07.587	1:29.026	50.546	157.2	3:27.159	103 Roger FORD Roger Ford						
2	2:56.490	51.532	1:18.101	46.857	188.5	6:23.649	1	3:28.143	1:06.185	1:29.537	52.421	139.0	3:28.143
3	2:54.991	51.419	1:16.617	46.955	177.9	9:18.640	2	3:06.126	54.614	1:22.219	49.293	181.8	6:34.269
4	2:55.193	50.716	1:17.299	47.178	192.2	12:13.833	3	3:04.404	53.687	1:21.770	48.947	183.4	9:38.673
5	3:49.471B	51.255	1:25.505	1:32.711	187.2	16:03.304	4	3:03.247	53.307	1:20.899	49.041	183.7	12:41.920
6	5:15.871	3:09.654	1:19.524	46.693	177.3	21:19.175	5	3:57.150B	53.375	1:32.364	1:31.411	179.4	16:39.070
7	2:55.202	51.514	1:16.634	47.054	190.8	24:14.377	6	5:32.015	3:21.785	1:20.922	49.308	180.6	22:11.085
8	2:52.225	50.960	1:15.543	45.722	190.1	27:06.602	7	3:01.679	53.149	1:20.022	48.508	180.9	25:12.764
9	3:26.439B	52.492	1:20.415	1:13.532	186.2	30:33.041	8	3:06.895	53.487	1:24.058	49.350	182.7	28:19.659
93 Matt TOPHAM LFP Motorsport							9	3:02.469	52.946	1:20.490	49.033	169.0	31:22.128
1	4:11.109	1:48.459	1:26.019	56.631	157.0	4:11.109	104 Christopher Kim RAYMENT Christopher Kim Rayment						
2	4:37.173	2:28.048	1:19.891	49.234	178.8	8:48.282	1	4:14.767	1:54.023	1:30.774	49.970	125.0	4:14.767
3	3:01.466	52.980	1:20.336	48.150	184.3	11:49.748	2	3:10.767	54.530	1:25.672	50.565	181.5	7:25.534
4	5:45.027B	2:27.213	1:31.372	1:46.442	126.0	17:34.775	3	3:06.761	53.576	1:22.932	50.253	193.9	10:32.295
5	4:00.501	1:49.709	1:18.261	52.531	187.2	21:35.276	4	3:13.114	53.989	1:22.274	56.851	188.2	13:45.409
6	2:57.746	52.509	1:18.478	46.759	192.5	24:33.022	5	8:49.843	6:32.769	1:27.757	49.317	160.2	22:35.252
7	2:55.916	51.083	1:17.576	47.257	196.4	27:28.938	6	3:08.183	54.024	1:24.723	49.436	180.3	25:43.435
8	2:55.114	51.088	1:17.403	46.623	197.8	30:24.052	7	3:04.613	52.963	1:22.202	49.448	188.5	28:48.048
94 Aman UPPAL LFP Motorsport							8	3:05.704	53.232	1:22.040	50.432	187.8	31:53.752
1	3:29.834	1:17.249	1:22.983	49.602	172.0	3:29.834	106 Mark JONES Rockey Racing						
2	3:02.478	53.107	1:20.881	48.490	184.6	6:32.312	1	3:58.881	1:36.951	1:29.711	52.219	159.8	3:58.881
3	3:02.859	52.762	1:20.657	49.440	194.2	9:35.171	2	3:07.754	55.218	1:22.806	49.730	188.2	7:06.635
4	2:59.750	52.832	1:19.028	47.890	190.1	12:34.921	3	3:05.046	53.609	1:22.762	48.675	186.5	10:11.681
5	3:52.415B	51.626	1:37.578	1:23.211	193.9	16:27.336	4	3:05.789	54.280	1:21.515	49.994	182.4	13:17.470
6	5:01.509	2:52.315	1:19.719	49.475	187.8	21:28.845	5	4:08.534B	55.510	1:31.813	1:41.211	131.1	17:26.004
7	2:58.470	51.821	1:18.559	48.090	182.1	24:27.315	6	4:57.511	2:44.962	1:22.474	50.075	179.1	22:23.515





**CATERHAM GRADUATES
SPA RACING FESTIVAL
FREE PRACTICE 1**

Analysis

■ Personal Best ■ Session Best ■ Crossing the finish line in pit lane

Lap	Time	Sector 1	Sector 2	Sector 3	T. Spd	Elapsed	Lap	Time	Sector 1	Sector 2	Sector 3	T. Spd	Elapsed
7	3:05.889	55.099	1:21.425	49.365	182.1	25:29.404	3	3:06.743	54.350	1:22.695	49.698	181.2	10:11.381
8	3:06.143	54.039	1:23.624	48.480	186.2	28:35.547	4	3:09.028	55.169	1:23.331	50.528	171.7	13:20.409
9	3:00.673	53.532	1:19.492	47.649	185.6	31:36.220	5	4:16.799 B	57.395	1:31.647	1:47.757	125.9	17:37.208

108 Neil STURGESS
Neil Sturgess

1	3:44.038	1:19.363	1:31.103	53.572	154.7	3:44.038
2	3:19.176	58.705	1:26.474	53.997	163.1	7:03.214
3	3:11.990	56.139	1:25.307	50.544	165.1	10:15.204
4	3:09.646	53.998	1:24.604	51.044	185.9	13:24.850
5	4:30.912 B	1:05.714	1:33.469	1:51.729	116.0	17:55.762
6	3:58.088	1:45.411	1:23.331	49.346	181.5	21:53.850
7	3:06.021	53.436	1:21.097	51.488	184.9	24:59.871
8	3:04.982	53.394	1:23.424	48.164	180.9	28:04.853
9	3:02.569	52.798	1:21.339	48.432	186.5	31:07.422

121 Ben WINROW
Ben Winrow

1	4:10.069	1:53.154	1:26.569	50.346	153.2	4:10.069
2	3:04.909	55.784	1:20.805	48.320	181.5	7:14.978
3	2:58.962	52.539	1:18.767	47.656	177.0	10:13.940
4	3:02.163	52.937	1:21.107	48.119	174.8	13:16.103
5	4:04.993 B	55.262	1:31.543	1:38.188	120.0	17:21.096
6	4:07.302	1:59.048	1:19.972	48.282	177.9	21:28.398
7	2:57.767	51.890	1:17.794	48.083	186.9	24:26.165
8	2:57.135	51.949	1:18.514	46.672	187.5	27:23.300
9	2:56.808	50.760	1:17.810	48.238	188.5	30:20.108

114 Andrew SKINNER
Andrew Skinner

1	3:50.731	1:35.152	1:26.891	48.688	164.6	3:50.731
2	2:59.757	51.794	1:21.411	46.552	188.2	6:50.488
3	2:58.287	51.138	1:20.303	46.846	192.9	9:48.775
4	2:58.246	51.930	1:19.033	47.283	183.4	12:47.021
5	4:04.838 B	51.416	1:32.814	1:40.608	194.2	16:51.859
6	4:19.427	2:09.141	1:21.720	48.566	185.2	21:11.286
7	2:58.976	52.810	1:18.523	47.643	185.9	24:10.262
8	2:55.999	52.296	1:17.523	46.180	174.2	27:06.261
9	2:57.283	51.221	1:19.184	46.878	194.6	30:03.544

122 Simon GRIFFITHS
Simon Griffiths

1	3:55.479	1:44.179	1:21.982	49.318	169.5	3:55.479
2	3:03.032	52.839	1:21.172	49.021	186.2	6:58.511
3	2:55.747	50.644	1:16.916	48.187	190.8	9:54.258
4	2:53.410	50.589	1:16.513	46.308	197.1	12:47.668
5	4:01.531 B	50.934	1:31.829	1:38.768	186.5	16:49.199
6	4:12.369	2:07.728	1:18.358	46.283	187.5	21:01.568
7	2:55.371	51.759	1:17.756	45.856	193.5	23:56.939
8	2:53.867	51.255	1:16.742	45.870	190.8	26:50.806
9	2:54.038	50.600	1:16.155	47.283	200.0	29:44.844

115 David HEWITT
David Hewitt

1	3:03.529	47.226	1:25.863	50.440	142.1	3:03.529
2	2:59.157	53.826	1:18.242	47.089	191.2	6:02.686
3	2:58.337	52.278	1:18.213	47.846	189.1	9:01.023
4	2:57.188	51.519	1:18.315	47.354	192.2	11:58.211
5	3:48.331 B	52.553	1:21.219	1:34.559	183.1	15:46.542
6	5:08.678	3:01.355	1:19.427	47.896	182.1	20:55.220
7	3:00.321	53.587	1:19.019	47.715	187.2	23:55.541
8	2:55.100	50.821	1:17.511	46.768	191.2	26:50.641
9	2:53.924	50.731	1:16.584	46.609	194.9	29:44.565
10	2:56.848	51.540	1:17.584	47.724	189.5	32:41.413

124 Andy MOLSON
Rockey Racing

1	3:47.581	1:29.975	1:27.577	50.029	166.9	3:47.581
2	3:04.271	54.744	1:21.052	48.475	189.1	6:51.852
3	3:02.599	53.920	1:19.217	49.462	184.0	9:54.451
4	3:01.275	53.617	1:18.432	49.226	186.2	12:55.726
5	4:17.211 B	53.352	1:33.889	1:49.970	179.1	17:12.937

116 Mark HARRISON
Mark Harrison

1	3:12.507	57.951	1:24.592	49.964	156.5	3:12.507
2	3:04.612	55.315	1:20.628	48.669	180.6	6:17.119
3	3:02.927	53.829	1:20.433	48.665	179.7	9:20.046
4	3:01.859	52.687	1:20.957	48.215	182.4	12:21.905
5	3:51.885 B	52.406	1:24.839	1:34.640	191.5	16:13.790
6	4:50.626	2:39.501	1:22.541	48.584	179.4	21:04.416
7	3:00.184	52.676	1:19.858	47.650	189.1	24:04.600
8	2:59.791	52.533	1:19.599	47.659	191.2	27:04.391
9	3:01.215	52.438	1:20.965	47.812	187.8	30:05.606

143 David MORRIS
David Morris

1	3:17.980	1:00.208	1:25.436	52.336	162.7	3:17.980
2	3:11.191	56.830	1:24.002	50.359	175.0	6:29.171
3	3:06.628	54.541	1:22.687	49.400	175.3	9:35.799
4	3:06.796	54.318	1:23.499	48.979	177.6	12:42.595
5	4:00.112 B	54.021	1:32.498	1:33.593	172.8	16:42.707
6	4:28.233	2:16.022	1:23.176	49.035	178.2	21:10.940
7	3:05.636	54.874	1:20.826	49.936	176.5	24:16.576
8	3:03.992	54.176	1:20.858	48.958	184.6	27:20.568
9	3:05.654	54.692	1:21.112	49.850	176.5	30:26.222


117 Kevin BARRETT
Kevin Barrett

1	3:50.383	1:27.749	1:30.812	51.822	161.7	3:50.383
2	3:14.255	56.558	1:27.634	50.063	162.7	7:04.638

151 Robert WINROW
Robert Winrow

1	4:33.893	2:09.414	1:30.593	53.886	160.0	4:33.893
2	3:15.202	56.595	1:26.184	52.423	176.8	7:49.095
3	3:14.607	56.698	1:25.349	52.560	168.7	11:03.702
4	3:57.599 B	58.580	1:25.727	1:33.292	162.7	15:01.301
5	7:10.528	4:52.761	1:25.932	51.835	168.0	22:11.829
6	3:11.237	55.855	1:24.017	51.365	173.6	25:23.066
7	3:14.278	57.108	1:26.169	51.001	169.8	28:37.344





**CATERHAM GRADUATES
SPA RACING FESTIVAL
FREE PRACTICE 1**

Analysis

■ Personal Best ■ Session Best ■ Crossing the finish line in pit lane

Lap	Time	Sector 1	Sector 2	Sector 3	T. Spd	Elapsed	Lap	Time	Sector 1	Sector 2	Sector 3	T. Spd	Elapsed
-----	------	----------	----------	----------	--------	---------	-----	------	----------	----------	----------	--------	---------

171 **Graeme SMITH**
Graeme Smith

1	4:11.866	1:53.535	1:27.031	51.300	155.2	4:11.866
2	3:14.528	57.011	1:25.062	52.455	166.7	7:26.394
3	3:15.630	57.800	1:24.784	53.046	162.2	10:42.024
4	3:15.044	57.853	1:24.311	52.880	163.4	13:57.068
5	8:42.765	6:25.937	1:24.732	52.096	155.4	22:39.833
6	3:15.343	57.963	1:24.294	53.086	157.0	25:55.176
7	3:16.074	58.152	1:24.483	53.439	156.1	29:11.250
8	3:14.390	58.152	1:24.018	52.220	156.1	32:25.640

172 **Robin WEBB**
Robin Webb

1	4:36.932	2:14.046	1:28.902	53.984	153.8	4:36.932
2	3:17.862	59.385	1:25.460	53.017	161.2	7:54.794
3	3:17.948	59.064	1:25.397	53.487	160.7	11:12.742
4	4:59.754 B	58.759	1:24.800	2:36.195	160.7	16:12.496
5	5:02.734	2:44.583	1:25.935	52.216	152.3	21:15.230
6	3:13.915	57.147	1:24.569	52.199	169.5	24:29.145
7	3:12.294	56.415	1:23.657	52.222	172.8	27:41.439
8	3:13.973	57.435	1:24.367	52.171	161.7	30:55.412

176 **Mark CARTER**
Mark Carter

1	4:35.829	2:05.300	1:34.069	56.460	149.8	4:35.829
2	3:44.518 B	1:00.943	1:32.388	1:11.187	155.6	8:20.347
3	5:05.601 B	1:46.417	1:34.543	1:44.641	153.0	13:25.948
4	5:46.213 B	1:22.332	1:44.857	2:39.024	129.8	19:12.161
5	3:39.981	1:14.966	1:29.258	55.757	156.5	22:52.142
6	3:22.192	59.930	1:27.684	54.578	154.1	26:14.334
7	3:19.982	59.665	1:26.658	53.659	153.8	29:34.316
8	3:18.038	58.781	1:25.157	54.100	159.3	32:52.354

178 **Iain KINGHORN**
Iain Kinghorn

1	4:26.124	1:48.563	1:39.732	57.829	115.1	4:26.124
2	3:30.550	1:04.231	1:30.634	55.685	151.7	7:56.674
3	3:28.193	1:00.319	1:32.001	55.873	151.9	11:24.867
4	4:00.960 B	1:01.218	1:29.815	1:29.927	151.5	15:25.827
5	5:44.729	3:20.574	1:29.135	55.020	154.7	21:10.556
6	3:20.769	59.765	1:27.770	53.234	157.9	24:31.325
7	3:16.924	58.298	1:25.406	53.220	164.1	27:48.249
8	3:20.249	59.286	1:26.590	54.373	159.1	31:08.498

179 **Michael SEGAL**
Michael Segal

1	7:04.265	4:27.519	1:38.538	58.208	145.0	7:04.265
2	3:29.891	59.811	1:34.327	55.753	167.2	10:34.156
3	3:34.077	1:00.100	1:31.628	1:02.349	155.2	14:08.233
4	8:44.561	6:15.062	1:32.615	56.884	152.3	22:52.794
5	3:25.643	1:00.775	1:30.270	54.598	161.4	26:18.437
6	3:26.650	1:00.048	1:31.848	54.754	159.3	29:45.087
7	3:28.333	1:00.630	1:32.010	55.693	157.4	33:13.420

181 **Andrew COOPER**
Andrew Cooper

1	4:13.104	1:35.519	1:38.644	58.941	135.8	4:13.104
2	3:40.541	1:04.307	1:37.646	58.588	152.3	7:53.645
3	3:36.747	1:02.564	1:36.513	57.670	155.4	11:30.392
4	4:12.237 B	1:02.290	1:37.401	1:32.546	151.9	15:42.629
5	5:46.760	3:12.794	1:37.232	56.734	152.3	21:29.389
6	3:32.315	1:01.440	1:33.116	57.759	153.8	25:01.704
7	3:31.400	1:00.356	1:34.754	56.290	154.3	28:33.104
8	3:28.982	1:00.575	1:32.749	55.658	154.9	32:02.086


182 **Matthew WILLOUGHBY**
Matthew Willoughby

1	4:34.640	2:10.589	1:30.210	53.841	126.3	4:34.640
2	3:15.767	58.213	1:25.009	52.545	162.2	7:50.407
3	3:13.931	57.872	1:23.796	52.263	161.7	11:04.338
4	3:50.563 B	58.080	1:25.059	1:27.424	154.5	14:54.901
5	6:03.207	3:47.136	1:23.692	52.379	160.7	20:58.108
6	3:14.656	57.483	1:23.860	53.313	168.5	24:12.764
7	3:14.307	57.996	1:23.696	52.615	165.1	27:27.071
8	3:12.619	57.368	1:23.108	52.143	166.4	30:39.690

190 **Paul HAWKER**
Paul Hawker

1	4:26.805	1:52.329	1:36.878	57.598	132.0	4:26.805
2	3:24.375	1:02.107	1:28.737	53.531	163.1	7:51.180
3	3:15.799	57.502	1:25.817	52.480	155.8	11:06.979
4	4:25.948 B	57.136	1:24.968	2:03.844	166.2	15:32.927
5	6:52.361	4:34.705	1:25.399	52.257	162.2	22:25.288
6	3:15.154	57.105	1:25.174	52.875	163.4	25:40.442
7	3:15.763	57.497	1:26.224	52.042	163.9	28:56.205
8	3:14.436	57.144	1:24.725	52.567	163.9	32:10.641






**CATERHAM GRADUATES
SPA RACING FESTIVAL
FREE PRACTICE 2**

Classification

Nr.	Driver	Nat	Team	Car	Time	Lap Total	Gap	Kph
1	46 Mike EVANS		LFP Motorsport	SIG-V	2:50.103	5 9	- -	148.2
2	67 Rob WATTS		UPE Motorsport	SIG-V	2:50.215	5 9	+0.112 +0.112	148.1
3	1 Oliver GIBSON		Oliver Gibson	SIG	2:50.917	4 7	+0.814 +0.702	147.5
4	74 James BEARDWELL		UPE Motorsport	SIG-V	2:51.148	4 9	+1.045 +0.231	147.3
5	93 Matt TOPHAM		LFP Motorsport	SIG-V	2:51.253	6 9	+1.150 +0.105	147.2
6	4 Jamie WINROW		Jamie Winrow	SIG	2:51.589	9 9	+1.486 +0.336	146.9
7	78 Peter REYNOLDS		CTS Motorsport	SIG-V	2:51.669	6 9	+1.566 +0.080	146.9
8	2 Jamie ELLWOOD		Jamie Ellwood	SIG	2:51.682	6 7	+1.579 +0.013	146.9
9	9 Samuel WILSON		Samuel Wilson	SIG	2:51.830	5 9	+1.727 +0.148	146.7
10	13 Steven MCMASTER		Steven McMaster	SIG	2:52.203	6 9	+2.100 +0.373	146.4
11	47 Julian VIGGARS		McMillan Motorsport	SIG	2:52.612	6 9	+2.509 +0.409	146.1
12	59 Adam CROFT		CTS Motorsport	SIG	2:52.888	5 9	+2.785 +0.276	145.8
13	72 Andrew WHITTON		Andrew Whitton	SIG-VD	2:52.988	9 9	+2.885 +0.100	145.8
14	69 Jon CURRY		CTS Motorsport	SIG-V	2:53.213	5 9	+3.110 +0.225	145.6
15	5 Harry CRAMER		Torque Motorsport	SIG	2:53.329	4 9	+3.226 +0.116	145.5
16	44 Charles ELLIOTT		Charles Elliott	SIG	2:53.426	5 9	+3.323 +0.097	145.4
17	79 John Shiveral		UPE Motorsport	SIG-V	2:53.758	6 7	+3.655 +0.332	145.1
18	94 Aman UPPAL		LFP Motorsport	SIG-V	2:53.976	3 9	+3.873 +0.218	144.9
19	101 Declan DOLAN		Declan Dolan	MEG	2:54.214	6 9	+4.111 +0.238	144.7
20	10 Gareth CORDEY		Gareth Cordey	SIG	2:54.219	5 7	+4.116 +0.005	144.7
21	114 Andrew SKINNER		Andrew Skinner	MEG	2:54.568	3 9	+4.465 +0.349	144.4
22	115 David HEWITT		David Hewitt	MEG	2:54.968	5 9	+4.865 +0.400	144.1
23	23 Richard VALE		Richard Vale	SIG	2:55.083	9 9	+4.980 +0.115	144.0
24	19 Mark GIBSON		Mark Gibson	SIG	2:55.090	5 9	+4.987 +0.007	144.0
25	22 Glenn BURTENSHAW		Glenn Burtenshaw	SIG	2:55.181	3 9	+5.078 +0.091	143.9
26	53 Barry WHITE		Rockey Racing	SIG	2:55.238	5 9	+5.135 +0.057	143.9
27	121 Ben WINROW		Ben Winrow	MEG	2:55.526	3 9	+5.423 +0.288	143.6
28	12 Peter MARSH		Peter Marsh	SIG	2:55.813	6 9	+5.710 +0.287	143.4
29	8 Spencer FORTAG		McMillan Motorsport	SIG	2:56.291	6 9	+6.188 +0.478	143.0
30	68 Dave BULLOCK		UPE Motorsport	SIG-V	2:56.498	4 8	+6.395 +0.207	142.9
31	116 Simon LONGMAN		Mark Harrison	MEG	2:56.687	9 9	+6.584 +0.189	142.7
32	49 Bill SCOTT		Bill Scott	SIG	2:56.766	5 8	+6.663 +0.079	142.6
33	48 Andrew JOHNSON		Andrew Johnson	SIG-V	2:56.858	4 9	+6.755 +0.092	142.6
34	89 Tim CHILD		UPE Motorsport	SIG-V	2:56.893	4 8	+6.790 +0.035	142.5
35	55 Ryan SCARRATT		Ryan Scarratt	SIG	2:57.027	5 7	+6.924 +0.134	142.4
36	17 Steven ROBERTSON		Steven Robertson	SIG	2:57.078	6 9	+6.975 +0.051	142.4
37	25 Joel DOHERTY		Rockey Racing	SIG	2:57.439	3 6	+7.336 +0.361	142.1
38	104 Christopher Kim RAYMENT		Christopher Kim Rayment	MEG	2:57.724	5 9	+7.621 +0.285	141.9
39	124 Andy MOLSOM		Rockey Racing	MEG	2:57.950	6 9	+7.847 +0.226	141.7
40	106 Mark JONES		Rockey Racing	MEG	2:58.543	8 8	+8.440 +0.593	141.2
41	11 Christopher BUCKLEY		Christopher Buckley	SIG	2:58.545	6 9	+8.442 +0.002	141.2
42	52 Michael DOWNING		Michael Downing	SIG	2:58.613	4 9	+8.510 +0.068	141.2
43	73 Mark DAVIES		Mark Davies	SIG-VD	2:58.799	5 9	+8.696 +0.186	141.0
44	108 Neil STURGESS		Neil Sturgess	MEG	2:59.367	9 9	+9.264 +0.568	140.6
45	103 Roger FORD		Roger Ford	MEG	2:59.527	2 9	+9.424 +0.160	140.4
46	71 James ELVERY		UPE Motorsport	SIG-V	2:59.560	8 8	+9.457 +0.033	140.4
47	143 David MORRIS		David Morris	SIG-V	3:03.174	5 9	+13.071 +3.614	137.7
48	97 Simon CASSEY		CTS Motorsport	SIG-VD	3:08.039	5 9	+17.936 +4.865	134.1
49	151 Robert WINROW		Robert Winrow	SIG	3:08.061	9 9	+17.958 +0.022	134.1
50	171 Graeme SMITH		Graeme Smith	CLA	3:09.864	3 5	+19.761 +1.803	132.8
51	172 Robin WEBB		Robin Webb	CLA	3:11.820	3 9	+21.717 +1.956	131.4
52	182 Matthew WILLOUGHBY		Matthew Willoughby	CLA	3:11.897	8 8	+21.794 +0.077	131.4
53	190 Paul HAWKER		Paul Hawker	CLA	3:15.112	8 8	+25.009 +3.215	129.2
54	176 Mark CARTER		Mark Carter	CLA	3:16.761	5 8	+26.658 +1.649	128.1
55	178 Iain KINGHORN		Iain Kinghorn	CLA	3:17.733	8 8	+27.630 +0.972	127.5
56	179 Michael SEGAL		Michael Segal	CLA	3:20.699	8 8	+30.596 +2.966	125.6
57	181 Andrew COOPER		Andrew Cooper	CLA	3:24.127	8 8	+34.024 +3.428	123.5
58	117 Kevin BARRETT		Kevin Barrett	MEG				
59	122 Simon GRIFFITHS		Simon Griffiths	MEG				



**CATERHAM GRADUATES
SPA RACING FESTIVAL
FREE PRACTICE 2**

Classification


Nr. Driver	Nat	Team	Car	Time	Lap Total	Gap	Kph
Fastest Lap				Lap 5	Mike EVANS	2:50.103	148.2 Kph

Published at:

Track Status: **DRY**

Race Director	Stewards	Timekeeper: Xavi Lozano JOB-0057-CAT
----------------------	-----------------	---






**CATERHAM GRADUATES
SPA RACING FESTIVAL
FREE PRACTICE 2**

Best Sector Times

SECTOR 1			SECTOR 2		SECTOR 3				Pos	Driver	Ideal Lap	Best Lap
Pos	Driver	Time	Driver	Time	Driver	Time	Pos	Driver				
1	1 O.GIBSON	49.247	46 M.EVANS	1:14.444	74 J.BEARDWELL	45.245	1	46 M.EVANS	2:50.099	2:50.103	(1)	
2	93 M.TOPHAM	49.357	4 J.WINROW	1:14.674	93 M.TOPHAM	45.393	2	67 R.WATTS	2:50.110	2:50.215	(2)	
3	69 J.CURRY	49.613	67 R.WATTS	1:14.745	78 P.REYNOLDS	45.472	3	74 J.BEARDWELL	2:50.189	2:51.148	(4)	
4	59 A.CROFT	49.683	9 S.WILSON	1:14.947	67 R.WATTS	45.572	4	1 O.GIBSON	2:50.231	2:50.917	(3)	
5	74 J.BEARDWELL	49.719	13 S.MCMASTER	1:15.161	46 M.EVANS	45.673	5	93 M.TOPHAM	2:50.398	2:51.253	(5)	
6	67 R.WATTS	49.793	1 O.GIBSON	1:15.199	9 S.WILSON	45.714	6	9 S.WILSON	2:50.744	2:51.830	(9)	
7	101 D.DOLAN	49.897	74 J.BEARDWELL	1:15.225	69 J.CURRY	45.744	7	4 J.WINROW	2:50.899	2:51.589	(6)	
8	78 P.REYNOLDS	49.901	47 J.VIGGARS	1:15.257	1 O.GIBSON	45.785	8	78 P.REYNOLDS	2:51.214	2:51.669	(7)	
9	2 J.ELLWOOD	49.941	93 M.TOPHAM	1:15.648	2 J.ELLWOOD	45.866	9	59 A.CROFT	2:51.611	2:52.888	(12)	
10	46 M.EVANS	49.982	2 J.ELLWOOD	1:15.813	4 J.WINROW	45.890	10	2 J.ELLWOOD	2:51.620	2:51.682	(8)	
11	72 A.WHITTON	50.047	44 C.ELLIOTT	1:15.834	23 R.VALE	45.965	11	13 S.MCMASTER	2:51.628	2:52.203	(10)	
12	9 S.WILSON	50.083	78 P.REYNOLDS	1:15.841	59 A.CROFT	45.977	12	47 J.VIGGARS	2:51.742	2:52.612	(11)	
13	5 H.CRAMER	50.172	59 A.CROFT	1:15.951	5 H.CRAMER	46.066	13	69 J.CURRY	2:51.920	2:53.213	(14)	
14	47 J.VIGGARS	50.234	94 A.UPPAL	1:15.974	72 A.WHITTON	46.095	14	5 H.CRAMER	2:52.487	2:53.329	(15)	
15	121 B.WINROW	50.292	79 J.Shiveral	1:16.102	13 S.MCMASTER	46.149	15	94 A.UPPAL	2:52.738	2:53.976	(18)	
16	13 S.MCMASTER	50.318	5 H.CRAMER	1:16.249	47 J.VIGGARS	46.251	16	72 A.WHITTON	2:52.772	2:52.988	(13)	
17	4 J.WINROW	50.335	22 G.BURTENSHAW	1:16.410	94 A.UPPAL	46.386	17	44 C.ELLIOTT	2:52.980	2:53.426	(16)	
18	115 D.HEWITT	50.341	114 A.SKINNER	1:16.545	71 J.ELVERY	46.440	18	101 D.DOLAN	2:52.982	2:54.214	(19)	
19	94 A.UPPAL	50.378	69 J.CURRY	1:16.563	121 B.WINROW	46.446	19	79 J.Shiveral	2:53.246	2:53.758	(17)	
20	79 J.Shiveral	50.489	101 D.DOLAN	1:16.570	101 D.DOLAN	46.515	20	121 B.WINROW	2:53.844	2:55.526	(27)	
21	68 D.BULLOCK	50.564	72 A.WHITTON	1:16.630	12 P.MARSH	46.527	21	10 G.CORDEY	2:53.909	2:54.219	(20)	
22	44 C.ELLIOTT	50.608	10 G.CORDEY	1:16.649	44 C.ELLIOTT	46.538	22	22 G.BURTENSHAW	2:53.935	2:55.181	(25)	
23	104 C.RAYMENT	50.662	8 S.FORTAG	1:16.754	10 G.CORDEY	46.543	23	114 A.SKINNER	2:54.112	2:54.568	(21)	
24	10 G.CORDEY	50.717	19 M.GIBSON	1:16.978	79 J.Shiveral	46.655	24	115 D.HEWITT	2:54.112	2:54.968	(22)	
25	114 A.SKINNER	50.789	115 D.HEWITT	1:17.094	115 D.HEWITT	46.677	25	19 M.GIBSON	2:55.028	2:55.090	(24)	
26	22 G.BURTENSHAW	50.801	121 B.WINROW	1:17.106	22 G.BURTENSHAW	46.724	26	23 R.VALE	2:55.061	2:55.083	(23)	
27	12 P.MARSH	50.892	116 S.LONGMAN	1:17.238	53 B.WHITE	46.752	27	68 D.BULLOCK	2:55.120	2:56.498	(30)	
28	89 T.CHILD	50.902	53 B.WHITE	1:17.339	48 A.JOHNSON	46.755	28	53 B.WHITE	2:55.140	2:55.238	(26)	
29	17 S.ROBERTSON	50.934	23 R.VALE	1:17.349	114 A.SKINNER	46.778	29	12 P.MARSH	2:55.349	2:55.813	(28)	
30	19 M.GIBSON	51.015	68 D.BULLOCK	1:17.380	49 B.SCOTT	46.919	30	8 S.FORTAG	2:55.805	2:56.291	(29)	
31	53 B.WHITE	51.049	124 A.MOLSOM	1:17.442	25 J.DOHERTY	47.017	31	48 A.JOHNSON	2:56.032	2:56.858	(33)	
32	71 J.ELVERY	51.188	89 T.CHILD	1:17.594	19 M.GIBSON	47.035	32	89 T.CHILD	2:56.097	2:56.893	(34)	
33	55 R.SCARRATT	51.200	48 A.JOHNSON	1:17.668	68 D.BULLOCK	47.176	33	49 B.SCOTT	2:56.219	2:56.766	(32)	
34	49 B.SCOTT	51.277	55 R.SCARRATT	1:17.772	8 S.FORTAG	47.263	34	25 J.DOHERTY	2:56.262	2:57.439	(37)	
35	103 R.FORD	51.317	25 J.DOHERTY	1:17.897	73 M.DAVIES	47.279	35	17 S.ROBERTSON	2:56.315	2:57.078	(36)	
36	73 M.DAVIES	51.339	12 P.MARSH	1:17.930	17 S.ROBERTSON	47.294	36	104 C.RAYMENT	2:56.331	2:57.724	(38)	
37	25 J.DOHERTY	51.348	49 B.SCOTT	1:18.023	116 S.LONGMAN	47.414	37	116 S.LONGMAN	2:56.370	2:56.687	(31)	
38	52 M.DOWNING	51.459	17 S.ROBERTSON	1:18.087	104 C.RAYMENT	47.434	38	71 J.ELVERY	2:56.733	2:59.560	(46)	
39	48 A.JOHNSON	51.609	104 C.RAYMENT	1:18.235	52 M.DOWNING	47.520	39	55 R.SCARRATT	2:56.743	2:57.027	(35)	
40	11 C.BUCKLEY	51.628	106 M.JONES	1:18.443	108 N.STURGESS	47.580	40	124 A.MOLSOM	2:57.276	2:57.950	(39)	
41	116 S.LONGMAN	51.718	103 R.FORD	1:18.595	106 M.JONES	47.596	41	73 M.DAVIES	2:57.529	2:58.799	(43)	
42	23 R.VALE	51.747	11 C.BUCKLEY	1:18.812	89 T.CHILD	47.601	42	52 M.DOWNING	2:58.177	2:58.613	(42)	
43	8 S.FORTAG	51.788	73 M.DAVIES	1:18.911	55 R.SCARRATT	47.771	43	11 C.BUCKLEY	2:58.293	2:58.545	(41)	
44	124 A.MOLSOM	51.982	71 J.ELVERY	1:19.105	124 A.MOLSOM	47.852	44	103 R.FORD	2:58.349	2:59.527	(45)	
45	106 M.JONES	52.311	52 M.DOWNING	1:19.198	11 C.BUCKLEY	47.853	45	106 M.JONES	2:58.350	2:58.543	(40)	
46	108 N.STURGESS	52.416	108 N.STURGESS	1:19.371	143 D.MORRIS	48.205	46	108 N.STURGESS	2:59.367	2:59.367	(44)	
47	143 D.MORRIS	53.427	143 D.MORRIS	1:19.495	103 R.FORD	48.437	47	143 D.MORRIS	3:01.127	3:03.174	(47)	
48	97 S.CASSEY	53.733	151 R.WINROW	1:21.695	97 S.CASSEY	49.731	48	97 S.CASSEY	3:06.553	3:08.039	(48)	
49	171 G.SMITH	54.851	182 M.WILLOUGHBY	1:22.868	151 R.WINROW	50.500	49	151 R.WINROW	3:07.626	3:08.061	(49)	
50	151 R.WINROW	55.431	172 R.WEBB	1:22.873	172 R.WEBB	51.637	50	171 G.SMITH	3:09.795	3:09.864	(50)	
51	182 M.WILLOUGHBY	56.060	171 G.SMITH	1:22.991	171 G.SMITH	51.953	51	172 R.WEBB	3:10.730	3:11.820	(51)	
52	172 R.WEBB	56.220	97 S.CASSEY	1:23.089	182 M.WILLOUGHBY	52.137	52	182 M.WILLOUGHBY	3:11.065	3:11.897	(52)	






**CATERHAM GRADUATES
SPA RACING FESTIVAL
FREE PRACTICE 2**

Best Sector Times

SECTOR 1			SECTOR 2		SECTOR 3		Pos	Driver	Ideal Lap	Best Lap
Pos	Driver	Time	Driver	Time	Driver	Time				
53	190 P.HAWKER	57.205	190 P.HAWKER	1:24.238	176 M.CARTER	52.501	53	190 P.HAWKER	3:14.221	3:15.112 (53)
54	178 I.KINGHORN	57.548	176 M.CARTER	1:24.543	190 P.HAWKER	52.778	54	176 M.CARTER	3:14.664	3:16.761 (54)
55	176 M.CARTER	57.620	178 I.KINGHORN	1:25.457	178 I.KINGHORN	53.701	55	178 I.KINGHORN	3:16.706	3:17.733 (55)
56	181 A.COOPER	58.706	179 M.SEGAL	1:27.398	179 M.SEGAL	54.452	56	179 M.SEGAL	3:20.699	3:20.699 (56)
57	179 M.SEGAL	58.849	181 A.COOPER	1:30.150	181 A.COOPER	54.538	57	181 A.COOPER	3:23.394	3:24.127 (57)




**CATERHAM GRADUATES
SPA RACING FESTIVAL
FREE PRACTICE 2**

Best Top Speeds

Driver	Team		Top 1		Top 2		Top 3		Top 4		Top 5		
			Kph	Lap	Kph	Lap	Kph	Lap	Kph	Lap	Kph	Lap	Avg
72 Andrew WHITTON	Andrew Whitton	SIG-VD	204.9	9	195.7	3	193.2	8	192.9	2	190.8	4	195,5
1 Oliver GIBSON	Oliver Gibson	SIG	198.9	5	189.8	4	188.2	2	188.2	6	186.5	3	190,3
5 Harry CRAMER	Torque Motorsport	SIG	198.5	3	190.1	6	189.8	5	188.5	7	186.9	8	190,8
47 Julian VIGGARS	McMillan Motorsport	SIG	198.5	7	187.8	4	187.8	8	187.2	6	186.5	5	189,6
2 Jamie ELLWOOD	Jamie Ellwood	SIG	197.8	5	193.5	6	186.2	3	184.3	2	182.1	7	188,8
9 Samuel WILSON	Samuel Wilson	SIG	197.4	9	195.7	6	192.9	5	189.8	8	188.2	7	192,8
78 Peter REYNOLDS	CTS Motorsport	SIG-V	197.4	5	194.6	6	193.5	2	192.2	3	191.8	7	193,9
59 Adam CROFT	CTS Motorsport	SIG	197.1	5	190.8	3	190.1	6	189.5	8	189.1	2	191,3
67 Rob WATTS	UPE Motorsport	SIG-V	197.1	2	194.9	4	194.9	9	194.2	3	193.5	5	194,9
74 James BEARDWELL	UPE Motorsport	SIG-V	196.4	5	195.3	3	193.5	4	193.2	9	191.2	6	193,9
115 David HEWITT	David Hewitt	MEG	196.0	2	196.0	5	194.9	6	190.5	7	189.8	3	193,4
69 Jon CURRY	CTS Motorsport	SIG-V	195.7	5	194.9	3	194.9	4	193.9	7	190.5	2	194,0
46 Mike EVANS	LFP Motorsport	SIG-V	195.3	3	192.5	2	191.2	4	190.8	9	190.1	7	192,0
94 Aman UPPAL	LFP Motorsport	SIG-V	195.3	3	194.6	5	194.6	6	193.9	7	193.5	9	194,4
93 Matt TOPHAM	LFP Motorsport	SIG-V	194.9	5	194.9	7	192.9	3	192.9	8	191.8	9	193,5
104 Christopher Kim RAYMENT	Christopher Kim Rayment	MEG	194.6	6	194.2	5	193.2	3	192.9	7	192.5	2	193,5
12 Peter MARSH	Peter Marsh	SIG	194.2	7	190.5	8	187.2	6	182.7	2	182.7	3	187,5
23 Richard VALE	Richard Vale	SIG	193.5	9	191.8	6	189.5	8	185.9	5	181.5	4	188,4
52 Michael DOWNING	Michael Downing	SIG	193.2	4	189.5	9	188.8	5	186.2	7	184.6	2	188,5
71 James ELVERY	UPE Motorsport	SIG-V	193.2	2	193.2	5	191.5	4	189.5	8	189.1	6	191,3
101 Declan DOLAN	Declan Dolan	MEG	193.2	4	190.8	9	188.2	6	187.8	3	186.9	2	189,4
108 Neil STURGESS	Neil Sturgess	MEG	193.2	9	190.8	5	189.5	6	188.2	4	185.9	3	189,5
55 Ryan SCARRATT	Ryan Scarratt	SIG	192.9	3	190.5	5	188.8	7	187.8	4	184.6	6	188,9
73 Mark DAVIES	Mark Davies	SIG-VD	192.9	8	191.2	3	190.8	6	186.9	4	185.6	5	189,5
116 Simon LONGMAN	Mark Harrison	MEG	192.9	4	190.1	5	189.8	6	189.5	3	189.5	9	190,4
4 Jamie WINROW	Jamie Winrow	SIG	192.2	8	191.5	3	190.8	4	190.5	7	190.5	9	191,1
19 Mark GIBSON	Mark Gibson	SIG	192.2	5	187.2	4	185.6	2	184.3	6	180.9	3	186,0
106 Mark JONES	Rockey Racing	MEG	192.2	5	190.8	4	190.8	8	188.8	6	187.5	2	190,0
25 Joel DOHERTY	Rockey Racing	SIG	191.8	6	188.5	3	188.5	5	187.2	2	187.2	4	188,6
68 Dave BULLOCK	UPE Motorsport	SIG-V	191.8	2	190.1	5	188.5	6	188.2	4	186.2	8	189,0
121 Ben WINROW	Ben Winrow	MEG	191.8	5	191.5	4	190.1	2	190.1	7	188.5	9	190,4
48 Andrew JOHNSON	Andrew Johnson	SIG-V	191.5	4	190.1	5	190.1	8	188.2	3	187.5	6	189,5
44 Charles ELLIOTT	Charles Elliott	SIG	191.2	6	190.8	5	190.1	7	187.2	2	185.6	3	189,0
114 Andrew SKINNER	Andrew Skinner	MEG	191.2	5	189.8	3	188.8	6	188.5	4	186.2	2	188,9
10 Gareth CORDEY	Gareth Cordey	SIG	190.5	5	189.5	2	185.9	7	185.6	3	184.9	4	187,3
79 John Shival	UPE Motorsport	SIG-V	190.5	7	190.1	3	190.1	5	189.5	4	188.5	2	189,7
103 Roger FORD	Roger Ford	MEG	190.5	2	188.2	4	185.6	9	183.1	8	182.7	5	186,0
53 Barry WHITE	Rockey Racing	SIG	190.1	5	188.5	2	187.2	6	183.7	4	183.7	9	186,6
17 Steven ROBERTSON	Steven Robertson	SIG	189.8	2	189.8	6	185.9	4	183.7	7	183.4	5	186,5
89 Tim CHILD	UPE Motorsport	SIG-V	189.8	4	189.1	8	188.2	2	183.1	5	180.9	7	186,2
13 Steven MCMASTER	Steven McMaster	SIG	188.2	9	187.8	2	187.8	7	186.5	6	184.6	5	187,0
8 Spencer FORTAG	McMillan Motorsport	SIG	187.8	3	187.2	7	186.9	5	185.6	6	183.7	9	186,2
11 Christopher BUCKLEY	Christopher Buckley	SIG	187.2	8	186.5	4	186.5	7	186.2	5	184.6	3	186,2
49 Bill SCOTT	Bill Scott	SIG	186.9	4	186.9	6	186.5	3	185.9	5	183.7	8	186,0
22 Glenn BURTENSCHAW	Glenn Burtenshaw	SIG	186.5	6	185.9	7	184.9	5	182.7	2	179.7	3	183,9
124 Andy MOLSOM	Rockey Racing	MEG	185.9	4	183.4	7	182.1	6	181.8	3	181.5	9	182,9
143 David MORRIS	David Morris	SIG-V	183.1	3	176.5	4	176.2	2	176.2	7	174.5	1	177,3






**CATERHAM GRADUATES
SPA RACING FESTIVAL
FREE PRACTICE 2**

Best Top Speeds


Driver	Team	Class	Top 1		Top 2		Top 3		Top 4		Top 5		Avg
			Kph	Lap	Kph	Lap	Kph	Lap	Kph	Lap	Kph	Lap	
171 Graeme SMITH	Graeme Smith	CLA	177.9	3	173.1	2	172.2	5	168.5	4	156.3	1	169,6
97 Simon CASSEY	CTS Motorsport	SIG-VD	175.9	6	174.8	2	167.7	3	164.1	1	163.4	5	169,2
151 Robert WINROW	Robert Winrow	SIG	173.4	9	172.2	5	171.2	4	170.9	3	170.6	6	171,7
172 Robin WEBB	Robin Webb	CLA	171.7	4	170.9	3	170.1	9	165.6	6	163.4	2	168,3
182 Matthew WILLOUGHBY	Matthew Willoughby	CLA	170.3	5	167.2	8	164.9	7	164.4	6	156.5	4	164,7
179 Michael SEGAL	Michael Segal	CLA	168.7	4	165.4	8	164.9	3	164.4	2	161.0	5	164,9
176 Mark CARTER	Mark Carter	CLA	167.4	6	165.1	2	165.1	8	162.2	5	161.9	3	164,3
190 Paul HAWKER	Paul Hawker	CLA	166.4	2	164.6	6	164.6	7	160.5	8	159.1	3	163,0
181 Andrew COOPER	Andrew Cooper	CLA	163.6	8	161.4	5	160.5	6	157.9	7	156.3	2	159,9
178 Iain KINGHORN	Iain Kinghorn	CLA	163.4	8	162.9	7	160.2	2	158.8	6	157.7	3	160,6
117 Kevin BARRETT	Kevin Barrett	MEG											
122 Simon GRIFFITHS	Simon Griffiths	MEG											



**CATERHAM GRADUATES
SPA RACING FESTIVAL
FREE PRACTICE 2**

Fastest Lap Sequence

Practice Time	Driver	Team	Car	Class	Time	Kph	Lap
5:55.465	2 Jamie ELLWOOD	Jamie Ellwood		SIG	2:55.164	143.9	2
6:04.163	78 Peter REYNOLDS	CTS Motorsport		SIG-V	2:54.197	144.7	2
6:04.914	46 Mike EVANS	LFP Motorsport		SIG-V	2:53.826	145.1	2
6:54.874	4 Jamie WINROW	Jamie Winrow		SIG	2:53.110	145.7	2
11:53.208	46 Mike EVANS	LFP Motorsport		SIG-V	2:51.599	146.9	4
11:54.816	74 James BEARDWELL	UPE Motorsport		SIG-V	2:51.148	147.3	4
11:55.916	1 Oliver GIBSON	Oliver Gibson		SIG	2:50.917	147.5	4
14:43.311	46 Mike EVANS	LFP Motorsport		SIG-V	2:50.103	148.2	5




CATERHAM GRADUATES SPA RACING FESTIVAL FREE PRACTICE 2

Analysis

■ Personal Best ■ Session Best B Crossing the finish line in pit lane

Lap	Time	Sector 1	Sector 2	Sector 3	T. Spd	Elapsed	Lap	Time	Sector 1	Sector 2	Sector 3	T. Spd	Elapsed
1 Oliver GIBSON Oliver Gibson													
1	3:16.311	1:08.953	1:20.158	47.200	173.1	3:16.311							
2	2:55.477	51.540	1:17.460	46.477	188.2	6:11.788							
3	2:53.211	51.413	1:15.577	46.221	186.5	9:04.999							
4	2:50.917	49.933	1:15.199	45.785	189.8	11:55.916							
5	2:53.786	49.889	1:16.561	47.336	198.9	14:49.702							
6	2:54.765	49.247	1:18.862	46.656	188.2	17:44.467							
7	3:53.625B	50.615	1:16.912	1:46.098	181.8	21:38.092							
2 Jamie ELLWOOD Jamie Ellwood													
1	3:00.301	46.395	1:19.430	54.476	177.3	3:00.301							
2	2:55.164	51.196	1:18.102	45.866	184.3	5:55.465							
3	2:55.606	51.943	1:16.451	47.212	186.2	8:51.071							
4	3:03.561	54.652	1:21.172	47.737	138.1	11:54.632							
5	2:52.651	50.075	1:16.227	46.349	197.8	14:47.283							
6	2:51.682	49.941	1:15.813	45.928	193.5	17:38.965							
7	4:08.526B	52.520	1:23.718	1:52.288	182.1	21:47.491							
4 Jamie WINROW Jamie Winrow													
1	4:01.764	1:53.758	1:20.684	47.322	173.4	4:01.764							
2	2:53.110	51.574	1:15.646	45.890	187.5	6:54.874							
3	2:54.999	51.724	1:17.213	46.062	191.5	9:49.873							
4	2:53.527	51.078	1:14.674	47.775	190.8	12:43.400							
5	2:52.310	50.637	1:14.995	46.678	188.2	15:35.710							
6	2:52.220	50.980	1:15.164	46.076	188.2	18:27.930							
7	4:04.431B	50.335	1:22.905	1:51.191	190.5	22:32.361							
8	6:49.941	4:31.963	1:29.925	48.053	192.2	29:22.302							
9	2:51.589	50.535	1:15.152	45.902	190.5	32:13.891							
5 Harry CRAMER Torque Motorsport													
1	3:09.428	1:01.903	1:20.189	47.336	184.3	3:09.428							
2	2:55.174	51.973	1:17.112	46.089	185.6	6:04.602							
3	2:56.215	50.518	1:19.034	46.663	198.5	9:00.817							
4	2:53.329	50.962	1:16.249	46.118	186.5	11:54.146							
5	2:54.073	50.179	1:16.362	47.532	189.8	14:48.219							
6	3:04.954	50.504	1:28.384	46.066	190.1	17:53.173							
7	3:59.043B	50.172	1:16.860	1:52.011	188.5	21:52.216							
8	7:00.237	4:56.183	1:17.742	46.312	186.9	28:52.453							
9	2:54.203	50.553	1:16.654	46.996	186.5	31:46.656							
8 Spencer FORTAG McMillan Motorsport													
1	3:40.784	1:26.985	1:25.254	48.545	164.4	3:40.784							
2	3:00.526	53.130	1:17.894	49.502	177.6	6:41.310							
3	2:57.343	51.788	1:17.563	47.992	187.8	9:38.653							
4	2:59.193	52.626	1:18.862	47.705	183.4	12:37.846							
5	2:59.245	52.655	1:18.384	48.206	186.9	15:37.091							
6	2:56.291	51.917	1:17.111	47.263	185.6	18:33.382							
7	4:13.603B	53.203	1:23.445	1:56.955	187.2	22:46.985							
8	6:46.903	4:38.486	1:18.612	49.805	174.2	29:33.888							
9	2:56.796	52.148	1:16.754	47.894	183.7	32:30.684							
9 Samuel WILSON Samuel Wilson													
1	3:24.431	1:19.220	1:18.531	46.680	182.1	3:24.431							
2	2:55.069	52.649	1:16.108	46.312	184.9	6:19.500							
3	2:53.557	51.165	1:15.604	46.788	187.2	9:13.057							
4	2:51.931	50.944	1:15.157	45.830	186.5	12:04.988							
5	2:51.830	50.651	1:15.465	45.714	192.9	14:56.818							
6	2:52.123	50.083	1:16.055	45.985	195.7	17:48.941							
7	3:52.120B	50.531	1:14.947	1:46.642	188.2	21:41.061							
8	7:28.678	5:25.902	1:15.848	46.928	189.8	29:09.739							
9	2:52.922	50.762	1:16.025	46.135	197.4	32:02.661							
10 Gareth CORDEY Gareth Cordey													
1	3:42.597	1:29.406	1:24.012	49.179	169.0	3:42.597							
2	2:57.591	51.625	1:17.851	48.115	189.5	6:40.188							
3	2:56.842	51.610	1:17.737	47.495	185.6	9:37.030							
4	2:54.652	51.293	1:16.816	46.543	184.9	12:31.682							
5	2:54.219	50.717	1:16.649	46.853	190.5	15:25.901							
6	2:54.868	51.148	1:16.771	46.949	183.4	18:20.769							
7	3:59.833B	51.594	1:22.038	1:46.201	185.9	22:20.602							
11 Christopher BUCKLEY Christopher Buckley													
1	3:49.543	1:25.706	1:32.350	51.487	153.0	3:49.543							
2	3:06.537	54.501	1:22.702	49.334	180.3	6:56.080							
3	3:03.577	55.028	1:20.417	48.132	184.6	9:59.657							
4	3:03.052	52.333	1:19.093	51.626	186.5	13:02.709							
5	3:00.239	51.862	1:20.176	48.201	186.2	16:02.948							
6	2:58.545	51.628	1:18.812	48.105	184.0	19:01.493							
7	4:15.908B	51.963	1:27.274	1:56.671	186.5	23:17.401							
8	6:44.190	4:35.889	1:20.407	47.894	187.2	30:01.591							
9	2:59.565	52.592	1:19.120	47.853	181.5	33:01.156							
12 Peter MARSH Peter Marsh													
1	3:11.186	54.182	1:26.990	50.014	142.9	3:11.186							
2	3:01.512	53.246	1:20.238	48.028	182.7	6:12.698							
3	3:02.801	52.641	1:20.837	49.323	182.7	9:15.499							
4	3:00.614	52.294	1:19.811	48.509	179.1	12:16.113							
5	2:59.906	52.908	1:19.752	47.246	177.6	15:16.019							
6	2:55.813	51.356	1:17.930	46.527	187.2	18:11.832							
7	3:57.881B	50.892	1:21.807	1:45.182	194.2	22:09.713							
8	6:53.064	4:45.064	1:19.676	48.324	190.5	29:02.777							
9	3:00.872	53.123	1:20.175	47.574	176.2	32:03.649							
13 Steven MCMASTER Steven McMaster													
1	3:52.510	1:43.984	1:20.022	48.504	161.0	3:52.510							
2	2:59.924	54.331	1:17.313	48.280	187.8	6:52.434							
3	2:58.524	52.298	1:18.481	47.745	180.9	9:50.958							
4	2:57.218	50.318	1:19.394	47.506	175.9	12:48.176							
5	2:53.371	51.416	1:15.516	46.439	184.6	15:41.547							
6	2:52.203	50.733	1:15.161	46.309	186.5	18:33.750							
7	4:10.551B	52.039	1:22.212	1:56.300	187.8	22:44.301							
8	6:31.957	4:28.696	1:17.112	46.149	175.0	29:16.258							






CATERHAM GRADUATES SPA RACING FESTIVAL FREE PRACTICE 2

Analysis

■ Personal Best ■ Session Best B Crossing the finish line in pit lane

Lap	Time	Sector 1	Sector 2	Sector 3	T. Spd	Elapsed	Lap	Time	Sector 1	Sector 2	Sector 3	T. Spd	Elapsed
9	2:54.959	52.342	1:16.189	46.428	188.2	32:11.217	6	3:21.696B	51.517	1:21.871	1:08.308	191.8	19:03.120
17	Steven ROBERTSON Steven Robertson						44	Charles ELLIOTT Charles Elliott					
1	3:42.430	1:28.681	1:24.410	49.339	177.3	3:42.430	1	3:34.342	1:25.788	1:20.193	48.361	180.0	3:34.342
2	2:58.473	51.868	1:19.311	47.294	189.8	6:40.903	2	2:57.132	52.082	1:18.512	46.538	187.2	6:31.474
3	2:58.114	52.444	1:18.353	47.317	181.5	9:39.017	3	3:04.217	53.136	1:23.102	47.979	185.6	9:35.691
4	2:58.572	51.886	1:18.707	47.979	185.9	12:37.589	4	2:57.078	52.855	1:16.951	47.272	178.8	12:32.769
5	2:58.985	52.525	1:18.183	48.277	183.4	15:36.574	5	2:53.426	50.799	1:15.834	46.793	190.8	15:26.195
6	2:57.078	50.934	1:18.092	48.052	189.8	18:33.652	6	2:55.495	50.736	1:16.618	48.141	191.2	18:21.690
7	4:15.340B	52.103	1:23.483	1:59.754	183.7	22:48.992	7	4:00.375B	50.608	1:22.626	1:47.141	190.1	22:22.065
8	6:37.098	4:29.733	1:19.662	47.703	178.8	29:26.090	8	6:52.035	4:40.542	1:23.644	47.849	179.7	29:14.100
9	2:58.348	52.214	1:18.087	48.047	182.4	32:24.438	9	2:56.667	52.478	1:17.605	46.584	182.4	32:10.767
19	Mark GIBSON Mark Gibson						46	Mike EVANS LFP Motorsport					
1	3:01.688	50.521	1:23.249	47.918	169.3	3:01.688	1	3:11.088	1:03.214	1:19.668	48.206	183.4	3:11.088
2	3:00.037	52.020	1:20.014	48.003	185.6	6:01.725	2	2:53.826	50.187	1:17.004	46.635	192.5	6:04.914
3	3:01.148	52.677	1:20.434	48.037	180.9	9:02.873	3	2:56.695	50.201	1:19.896	46.598	195.3	9:01.609
4	2:55.809	51.715	1:16.978	47.116	187.2	11:58.682	4	2:51.599	50.343	1:15.576	45.680	191.2	11:53.208
5	2:55.090	51.015	1:17.040	47.035	192.2	14:53.772	5	2:50.103	49.986	1:14.444	45.673	189.1	14:43.311
6	2:58.532	52.021	1:18.723	47.788	184.3	17:52.304	6	2:50.730	49.982	1:14.723	46.025	186.5	17:34.041
7	4:03.392B	51.235	1:17.233	1:54.924	177.6	21:55.696	7	3:11.380B	50.067	1:16.640	1:04.673	190.1	20:45.421
8	7:02.437	4:55.245	1:19.765	47.427	180.9	28:58.133	8	9:02.413	6:56.042	1:18.450	47.921	186.9	29:47.834
9	2:57.837	52.216	1:17.871	47.750	174.5	31:55.970	9	2:52.685	50.178	1:15.565	46.942	190.8	32:40.519
22	Glenn BURTENSRAW Glenn Burtenshaw						47	Julian VIGGARS McMillan Motorsport					
1	2:59.663	49.939	1:22.288	47.436	172.2	2:59.663	1	3:41.783	1:28.372	1:24.111	49.300	167.4	3:41.783
2	2:56.512	51.753	1:17.424	47.335	182.7	5:56.175	2	2:56.073	51.948	1:17.238	46.887	183.7	6:37.856
3	2:55.181	51.334	1:17.007	46.840	179.7	8:51.356	3	2:53.672	51.193	1:16.141	46.338	186.2	9:31.528
4	2:56.038	51.713	1:16.988	47.337	178.8	11:47.394	4	2:54.859	51.320	1:16.856	46.683	187.8	12:26.387
5	2:56.941	50.801	1:18.869	47.271	184.9	14:44.335	5	2:53.952	50.977	1:16.066	46.909	186.5	15:20.339
6	2:55.226	51.751	1:16.410	47.065	186.5	17:39.561	6	2:52.612	51.104	1:15.257	46.251	187.2	18:12.951
7	3:33.103B	51.825	1:16.426	1:24.852	185.9	21:12.664	7	3:53.864B	50.234	1:20.319	1:43.311	198.5	22:06.815
8	7:36.731	5:31.513	1:17.302	47.916	177.6	28:49.395	8	7:25.491	5:19.355	1:18.343	47.793	187.8	29:32.306
9	2:56.053	52.205	1:17.124	46.724	178.8	31:45.448	9	2:56.210	51.476	1:16.320	48.414	186.2	32:28.516
23	Richard VALE Richard Vale						48	Andrew JOHNSON Andrew Johnson					
1	4:22.608	2:02.175	1:26.797	53.636	131.7	4:22.608	1	3:31.375	1:21.298	1:21.045	49.032	175.3	3:31.375
2	3:00.823	54.558	1:18.978	47.287	180.6	7:23.431	2	3:00.560	52.692	1:20.265	47.603	186.9	6:31.935
3	2:58.814	52.829	1:18.606	47.379	179.7	10:22.245	3	2:58.319	52.647	1:18.392	47.280	188.2	9:30.254
4	2:59.755	53.702	1:18.538	47.515	181.5	13:22.000	4	2:56.858	52.156	1:17.914	46.788	191.5	12:27.112
5	2:57.597	52.500	1:17.349	47.748	185.9	16:19.597	5	2:58.212	52.311	1:17.668	48.233	190.1	15:25.324
6	3:00.429	53.656	1:19.684	47.089	191.8	19:20.026	6	3:05.644B	51.609	1:17.946	56.089	187.5	18:30.968
7	4:12.293B	52.808	1:29.687	1:49.798	140.1	23:32.319	7	5:57.220B	2:30.657	1:47.137	1:39.426	111.7	24:28.188
8	6:15.357	4:05.374	1:21.487	48.496	189.5	29:47.676	8	5:18.202	3:08.074	1:21.839	48.289	190.1	29:46.390
9	2:55.083	51.747	1:17.371	45.965	193.5	32:42.759	9	2:58.742	51.945	1:20.042	46.755	185.2	32:45.132
25	Joel DOHERTY Rockey Racing						49	Bill SCOTT Bill Scott					
1	3:50.576	1:41.091	1:21.165	48.320	173.6	3:50.576	1	3:04.144	49.625	1:25.579	48.940	167.4	3:04.144
2	2:58.006	51.870	1:18.378	47.758	187.2	6:48.582	2	3:01.753	53.061	1:20.592	48.100	182.1	6:05.897
3	2:57.439	52.074	1:18.348	47.017	188.5	9:46.021	3	2:59.406	51.727	1:19.189	48.490	186.5	9:05.303
4	2:57.698	51.429	1:17.897	48.372	187.2	12:43.719	4	2:57.406	51.277	1:19.174	46.955	186.9	12:02.709
5	2:57.705	51.348	1:18.586	47.771	188.5	15:41.424	5	2:56.766	51.824	1:18.023	46.919	185.9	14:59.475





**CATERHAM GRADUATES
SPA RACING FESTIVAL
FREE PRACTICE 2**

Analysis

■ Personal Best ■ Session Best B Crossing the finish line in pit lane

Lap	Time	Sector 1	Sector 2	Sector 3	T. Spd	Elapsed
6	3:01.680	51.752	1:21.337	48.591	186.9	18:01.155
7	10:57.133	51.598	1:20.448	8:45.087	181.2	28:58.288
8	2:57.923	51.821	1:19.059	47.043	183.7	31:56.211

52 Michael DOWNING						
Michael Downing						
1	3:02.215	48.499	1:24.656	49.060	161.9	3:02.215
2	3:00.693	51.461	1:20.679	48.553	184.6	6:02.908
3	3:02.761	52.227	1:21.947	48.587	183.4	9:05.669
4	2:58.613	51.895	1:19.198	47.520	193.2	12:04.282
5	3:01.576	51.540	1:21.221	48.815	188.8	15:05.858
6	3:02.093	52.531	1:21.427	48.135	184.0	18:07.951
7	3:59.350 B	52.594	1:21.833	1:44.923	186.2	22:07.301
8	6:57.552	4:47.529	1:20.315	49.708	180.9	29:04.853
9	3:00.814	51.459	1:20.633	48.722	189.5	32:05.667

53 Barry WHITE						
Rockey Racing						
1	3:52.189	1:41.927	1:20.612	49.650	171.2	3:52.189
2	3:00.797	52.006	1:19.623	49.168	188.5	6:52.986
3	2:59.752	51.947	1:20.466	47.339	177.9	9:52.738
4	2:58.252	52.014	1:18.803	47.435	183.7	12:50.990
5	2:55.238	51.049	1:17.437	46.752	190.1	15:46.228
6	2:55.695	51.533	1:17.339	46.823	187.2	18:41.923
7	5:04.758 B	51.945	1:25.772	2:47.041	182.1	23:46.681
8	6:03.087	3:53.670	1:20.350	49.067	178.2	29:49.768
9	2:58.727	52.329	1:19.531	46.867	183.7	32:48.495

55 Ryan SCARRATT						
Ryan Scarratt						
1	3:30.361	1:19.463	1:21.612	49.286	172.0	3:30.361
2	3:00.538	53.288	1:19.479	47.771	184.0	6:30.899
3	2:58.229	52.161	1:18.108	47.960	192.9	9:29.128
4	2:59.682	51.901	1:18.488	49.293	187.8	12:28.810
5	2:57.027	51.200	1:17.772	48.055	190.5	15:25.837
6	3:01.555	55.436	1:17.904	48.215	184.6	18:27.392
7	4:10.161 B	52.228	1:25.191	1:52.742	188.8	22:37.553

59 Adam CROFT						
CTS Motorsport						
1	3:09.256	59.893	1:21.557	47.806	180.6	3:09.256
2	2:56.980	52.358	1:17.350	47.272	189.1	6:06.236
3	2:56.962	50.418	1:19.161	47.383	190.8	9:03.198
4	2:54.794	51.671	1:17.146	45.977	185.6	11:57.992
5	2:52.888	50.290	1:15.951	46.647	197.1	14:50.880
6	2:54.397	50.597	1:17.561	46.239	190.1	17:45.277
7	3:42.741 B	49.683	1:16.263	1:36.795	188.2	21:28.018
8	7:41.345	5:36.511	1:17.569	47.265	189.5	29:09.363
9	2:55.140	50.925	1:16.988	47.227	186.9	32:04.503

67 Rob WATTS						
UPE Motorsport						
1	3:53.090	1:48.835	1:17.846	46.409	182.1	3:53.090
2	2:56.619	50.990	1:19.496	46.133	197.1	6:49.709
3	2:53.336	50.759	1:16.115	46.462	194.2	9:43.045
4	2:53.566	49.960	1:17.389	46.217	194.9	12:36.611
5	2:50.215	49.898	1:14.745	45.572	193.5	15:26.826

Lap	Time	Sector 1	Sector 2	Sector 3	T. Spd	Elapsed
6	3:02.095 B	50.413	1:16.820	54.862	186.9	18:28.921
7	4:49.244 B	1:35.275	1:19.103	1:54.866	190.5	23:18.165
8	6:31.217	4:24.369	1:19.246	47.602	175.9	29:49.382
9	2:52.459	49.793	1:17.059	45.607	194.9	32:41.841

68 Dave BULLOCK						
UPE Motorsport						
1	4:18.144	2:02.834	1:25.880	49.430	139.7	4:18.144
2	2:58.037	52.025	1:18.836	47.176	191.8	7:16.181
3	2:59.294	51.014	1:19.940	48.340	185.6	10:15.475
4	2:56.498	51.555	1:17.509	47.434	188.2	13:11.973
5	2:58.643	51.313	1:18.642	48.688	190.1	16:10.616
6	3:13.397 B	51.383	1:17.380	1:04.634	188.5	19:24.013
7	9:54.492	7:29.690	1:19.790	1:05.012	177.0	29:18.505
8	2:57.161	50.564	1:18.629	47.968	186.2	32:15.666


69 Jon CURRY						
CTS Motorsport						
1	3:08.027	59.956	1:20.568	47.503	188.8	3:08.027
2	2:55.722	51.457	1:17.314	46.951	190.5	6:03.749
3	2:57.889	51.112	1:18.673	48.104	194.9	9:01.638
4	2:53.955	50.692	1:16.563	46.700	194.9	11:55.593
5	2:53.213	49.613	1:16.720	46.880	195.7	14:48.806
6	2:55.332	50.258	1:19.330	45.744	184.3	17:44.138
7	3:45.984 B	50.683	1:16.761	1:38.540	193.9	21:30.122
8	7:36.452	5:31.270	1:17.174	48.008	184.0	29:06.574
9	2:57.446	49.933	1:19.722	47.791	189.5	32:04.020

71 James ELVERY						
UPE Motorsport						
1	3:44.043	1:33.793	1:21.503	48.747	180.0	3:44.043
2	2:59.791	52.441	1:19.105	48.245	193.2	6:43.834
3	3:15.763 B	53.315	1:23.620	58.828	188.8	9:59.597
4	4:58.785	2:44.706	1:27.639	46.440	191.5	14:58.382
5	3:02.296	51.188	1:22.755	48.353	193.2	18:00.678
6	4:03.386 B	51.831	1:21.557	1:49.998	189.1	22:04.064
7	7:31.444	5:22.398	1:20.857	48.189	166.2	29:35.508
8	2:59.560	51.951	1:19.144	48.465	189.5	32:35.068

72 Andrew WHITTON						
Andrew Whitton						
1	3:51.688	1:42.419	1:20.640	48.629	162.9	3:51.688
2	2:57.082	51.738	1:17.637	47.707	192.9	6:48.770
3	2:55.134	51.872	1:16.630	46.632	195.7	9:43.904
4	3:06.213 B	51.454	1:17.848	56.911	190.8	12:50.117
5	3:54.928	1:50.126	1:17.708	47.094	185.2	16:45.045
6	2:59.349	51.375	1:17.664	50.310	181.8	19:44.394
7	4:09.365 B	54.515	1:37.716	1:37.134	148.4	23:53.759
8	5:55.396	3:47.469	1:19.180	48.747	193.2	29:49.155
9	2:52.988	50.047	1:16.846	46.095	204.9	32:42.143

73 Mark DAVIES						
Mark Davies						
1	3:48.157	1:38.321	1:20.843	48.993	173.1	3:48.157
2	3:00.333	52.342	1:19.193	48.798	184.6	6:48.490
3	3:00.703	53.542	1:18.911	48.250	191.2	9:49.193
4	3:00.093	51.872	1:20.152	48.069	186.9	12:49.286





CATERHAM GRADUATES SPA RACING FESTIVAL FREE PRACTICE 2

Analysis

■ Personal Best
 ■ Session Best
 ■ Crossing the finish line in pit lane

Lap	Time	Sector 1	Sector 2	Sector 3	T. Spd	Elapsed
5	2:58.799	51.573	1:19.443	47.783	185.6	15:48.085
6	3:17.056 B	51.339	1:20.019	1:05.698	190.8	19:05.141
7	5:25.715 B	1:56.942	1:47.170	1:41.603	108.4	24:30.856
8	5:19.634	3:09.445	1:19.907	50.282	192.9	29:50.490
9	3:00.041	51.777	1:20.985	47.279	171.2	32:50.531

Lap	Time	Sector 1	Sector 2	Sector 3	T. Spd	Elapsed
5	2:51.921	49.981	1:15.648	46.292	194.9	14:49.563
6	2:51.253	49.357	1:16.090	45.806	189.8	17:40.816
7	3:35.953 B	51.147	1:16.585	1:28.221	194.9	21:16.769
8	8:30.379	6:24.546	1:18.281	47.552	192.9	29:47.148
9	2:52.764	50.641	1:16.508	45.615	191.8	32:39.912

74 James BEARDWELL
UPE Motorsport

1	3:13.093	1:07.776	1:18.184	47.133	186.9	3:13.093
2	2:56.799	52.110	1:18.891	45.798	186.2	6:09.892
3	2:53.776	50.211	1:17.186	46.379	195.3	9:03.668
4	2:51.148	50.678	1:15.225	45.245	193.5	11:54.816
5	2:52.571	49.915	1:16.563	46.093	196.4	14:47.387
6	2:52.322	49.907	1:16.213	46.202	191.2	17:39.709
7	3:31.212 B	51.527	1:16.330	1:23.355	188.2	21:10.921
8	7:42.093	5:39.944	1:16.744	45.405	189.1	28:53.014
9	2:51.706	49.719	1:16.211	45.776	193.2	31:44.720

94 Aman UPPAL
LFP Motorsport

1	3:12.528	1:03.366	1:20.706	48.456	177.3	3:12.528
2	2:59.613	53.028	1:19.547	47.038	182.4	6:12.141
3	2:53.976	51.616	1:15.974	46.386	195.3	9:06.117
4	2:55.011	50.734	1:17.766	46.511	189.1	12:01.128
5	2:54.680	50.736	1:17.535	46.409	194.6	14:55.808
6	2:56.026	50.378	1:19.108	46.540	194.6	17:51.834
7	3:58.228 B	50.880	1:17.189	1:50.159	193.9	21:50.062
8	7:45.767	5:37.772	1:19.870	48.125	176.2	29:35.829
9	2:56.762	51.588	1:18.352	46.822	193.5	32:32.591

78 Peter REYNOLDS
CTS Motorsport

1	3:09.966	1:01.077	1:20.810	48.079	185.9	3:09.966
2	2:54.197	51.150	1:16.972	46.075	193.5	6:04.163
3	2:57.965	50.624	1:20.512	46.829	192.2	9:02.128
4	2:53.022	51.338	1:15.841	45.843	190.8	11:55.150
5	2:53.207	49.926	1:16.567	46.714	197.4	14:48.357
6	2:51.669	50.214	1:15.983	45.472	194.6	17:40.026
7	3:35.785 B	51.082	1:16.080	1:28.623	191.8	21:15.811
8	7:50.492	5:45.499	1:17.023	47.970	191.8	29:06.303
9	2:58.738	49.901	1:20.295	48.542	190.5	32:05.041

97 Simon CASSEY
CTS Motorsport

1	3:42.188	1:26.535	1:25.369	50.284	164.1	3:42.188
2	3:09.548	54.950	1:23.578	51.020	174.8	6:51.736
3	3:09.638	55.397	1:24.115	50.126	167.7	10:01.374
4	3:11.758	55.106	1:25.013	51.639	157.2	13:13.132
5	3:08.039	54.354	1:23.954	49.731	163.4	16:21.171
6	3:09.871	53.733	1:23.089	53.049	175.9	19:31.042
7	4:20.795 B	1:03.644	1:41.105	1:36.046	118.7	23:51.837
8	6:12.737	3:59.283	1:23.606	49.848	155.6	30:04.574
9	3:09.256	54.869	1:23.863	50.524	162.4	33:13.830

79 John Shivaler
UPE Motorsport

1	4:11.336	1:59.710	1:23.649	47.977	153.4	4:11.336
2	2:57.834	51.643	1:18.491	47.700	188.5	7:09.170
3	2:58.164	51.116	1:19.503	47.545	190.1	10:07.334
4	2:57.642	51.192	1:18.748	47.702	189.5	13:04.976
5	2:54.925	51.225	1:16.240	47.460	190.1	15:59.901
6	2:53.758	51.001	1:16.102	46.655	187.5	18:53.659
7	4:18.842 B	50.489	1:34.770	1:53.583	190.5	23:12.501

101 Declan DOLAN
Declan Dolan

1	2:59.321	49.400	1:22.542	47.379	177.3	2:59.321
2	2:56.562	51.997	1:17.947	46.618	186.9	5:55.883
3	2:56.879	51.043	1:17.383	48.453	187.8	8:52.762
4	2:54.268	49.897	1:17.856	46.515	193.2	11:47.030
5	2:58.337	51.419	1:18.439	48.479	168.5	14:45.367
6	2:54.214	50.898	1:16.570	46.746	188.2	17:39.581
7	3:43.642 B	52.336	1:17.200	1:34.106	183.1	21:23.223
8	7:27.206	5:22.898	1:16.953	47.355	185.2	28:50.429
9	2:56.092	51.003	1:16.933	48.156	190.8	31:46.521

89 Tim CHILD
UPE Motorsport

1	7:22.336	5:13.895	1:20.483	47.958	172.0	7:22.336
2	3:01.134	53.749	1:18.498	48.887	188.2	10:23.470
3	2:59.676	52.942	1:18.538	48.196	173.6	13:23.146
4	2:56.893	50.902	1:17.594	48.397	189.8	16:20.039
5	2:58.876	52.452	1:18.823	47.601	183.1	19:18.915
6	4:07.049 B	50.954	1:30.296	1:45.799	170.6	23:25.964
7	6:32.434	4:24.708	1:19.596	48.130	180.9	29:58.398
8	3:00.126	53.440	1:18.071	48.615	189.1	32:58.524

103 Roger FORD
Roger Ford

1	3:42.394	1:28.651	1:24.184	49.559	168.5	3:42.394
2	2:59.527	52.049	1:18.595	48.883	190.5	6:41.921
3	2:59.847	51.317	1:20.093	48.437	181.5	9:41.768
4	3:11.858 B	52.584	1:19.634	59.640	188.2	12:53.626
5	3:55.315	1:47.779	1:19.068	48.468	182.7	16:48.941
6	3:01.878	52.531	1:19.398	49.949	181.8	19:50.819
7	4:47.240 B	1:12.456	1:47.392	1:47.392	111.1	24:38.059
8	5:31.968	3:19.838	1:23.378	48.752	183.1	30:10.027
9	3:01.201	52.450	1:19.870	48.881	185.6	33:11.228


93 Matt TOPHAM
LFP Motorsport

1	3:11.970	1:04.903	1:19.680	47.387	181.8	3:11.970
2	2:57.690	52.895	1:18.099	46.696	184.9	6:09.660
3	2:54.852	50.606	1:17.379	46.867	192.9	9:04.512
4	2:53.130	50.522	1:17.215	45.393	176.8	11:57.642

104 Christopher Kim RAYMENT
Christopher Kim Rayment

1	3:50.973	1:38.530	1:23.027	49.416	179.7	3:50.973
---	----------	----------	----------	--------	-------	----------





**CATERHAM GRADUATES
SPA RACING FESTIVAL
FREE PRACTICE 2**

Analysis

■ Personal Best ■ Session Best ■ Crossing the finish line in pit lane

Lap	Time	Sector 1	Sector 2	Sector 3	T. Spd	Elapsed
2	3:01.027	52.419	1:19.791	48.817	192.5	6:52.000
3	3:00.347	52.387	1:20.526	47.434	193.2	9:52.347
4	3:00.019	52.314	1:20.010	47.695	192.5	12:52.366
5	2:57.724	50.662	1:19.145	47.917	194.2	15:50.090
6	2:58.587	51.868	1:18.235	48.484	194.6	18:48.677
7	4:20.098 B	51.416	1:29.580	1:59.102	192.9	23:08.775
8	6:40.575	4:27.073	1:22.920	50.582	185.6	29:49.350
9	3:01.061	52.572	1:20.515	47.974	177.9	32:50.411

106 **Mark JONES**
Rockey Racing

1	3:20.206	1:08.077	1:22.996	49.133	179.7	3:20.206
2	3:01.465	52.916	1:20.850	47.699	187.5	6:21.671
3	3:02.661	55.304	1:19.022	48.335	183.4	9:24.332
4	3:58.581 B	52.311	1:44.071	1:22.199	190.8	13:22.913
5	5:21.521	3:15.189	1:18.736	47.596	192.2	18:44.434
6	4:12.238 B	52.596	1:24.299	1:55.343	188.8	22:56.672
7	6:42.476	4:33.449	1:20.611	48.416	178.5	29:39.148
8	2:58.543	52.353	1:18.443	47.747	190.8	32:37.691

108 **Neil STURGESS**
Neil Sturges

1	4:05.292	1:50.073	1:24.576	50.643	168.7	4:05.292
2	3:08.072	54.356	1:24.422	49.294	185.6	7:13.364
3	3:04.969	53.443	1:22.696	48.830	185.9	10:18.333
4	3:04.660	53.280	1:21.813	49.567	188.2	13:22.993
5	3:02.874	52.677	1:21.505	48.692	190.8	16:25.867
6	3:01.430	52.504	1:20.380	48.546	189.5	19:27.297
7	4:13.921 B	55.046	1:34.504	1:44.371	140.4	23:41.218
8	6:10.521	4:00.708	1:21.268	48.545	181.8	29:51.739
9	2:59.367	52.416	1:19.371	47.580	193.2	32:51.106

114 **Andrew SKINNER**
Andrew Skinner

1	3:30.851	1:20.741	1:21.029	49.081	175.0	3:30.851
2	2:58.099	52.793	1:18.370	46.936	186.2	6:28.950
3	2:54.568	51.245	1:16.545	46.778	189.8	9:23.518
4	2:55.488	51.517	1:16.724	47.247	188.5	12:19.006
5	2:56.619	50.789	1:18.262	47.568	191.2	15:15.625
6	2:55.709	51.319	1:17.271	47.119	188.8	18:11.334
7	4:01.551 B	51.348	1:23.198	1:47.005	185.6	22:12.885
8	6:55.891	4:46.088	1:19.065	50.738	181.8	29:08.776
9	2:58.223	52.321	1:17.429	48.473	179.7	32:06.999

115 **David HEWITT**
David Hewitt

1	3:51.597	1:39.267	1:22.772	49.558	180.3	3:51.597
2	3:00.732	52.402	1:19.369	48.961	196.0	6:52.329
3	3:01.146	52.137	1:20.592	48.417	189.8	9:53.475
4	2:58.297	51.441	1:19.072	47.784	180.0	12:51.772
5	2:54.968	50.341	1:17.094	47.533	196.0	15:46.740
6	3:01.494	50.804	1:18.574	52.116	194.9	18:48.234
7	4:13.093 B	51.895	1:23.721	1:57.477	190.5	23:01.327
8	6:46.022	4:33.623	1:23.405	48.994	179.1	29:47.349
9	2:58.846	54.213	1:17.956	46.677	184.0	32:46.195

116 **Simon LONGMAN**
Mark Harrison

1	4:14.703	1:56.841	1:27.532	50.330	145.4	4:14.703
2	3:04.119	53.858	1:21.566	48.695	187.8	7:18.822
3	2:59.897	52.796	1:19.159	47.942	189.5	10:18.719
4	2:59.981	52.238	1:19.476	48.267	192.9	13:18.700
5	2:59.339	51.718	1:19.800	47.821	190.1	16:18.039
6	2:57.614	51.758	1:17.427	48.429	189.8	19:15.653
7	4:05.672 B	51.720	1:31.725	1:42.227	160.0	23:21.325
8	6:55.959	4:43.717	1:21.193	51.049	159.3	30:17.284
9	2:56.687	52.035	1:17.238	47.414	189.5	33:13.971

121 **Ben WINROW**
Ben Winrow

1	3:00.988	53.123	1:20.959	46.906	176.8	3:00.988
2	2:55.694	50.455	1:18.707	46.532	190.1	5:56.682
3	2:55.526	51.124	1:17.106	47.296	177.6	8:52.208
4	2:55.670	50.672	1:17.964	47.034	191.5	11:47.878
5	2:56.329	50.292	1:17.851	48.186	191.8	14:44.207
6	2:56.995	52.080	1:17.662	47.253	175.9	17:41.202
7	3:44.102 B	51.101	1:17.213	1:35.788	190.1	21:25.304
8	7:24.535	5:20.900	1:17.189	46.446	183.1	28:49.839
9	2:56.529	51.574	1:17.993	46.962	188.5	31:46.368

124 **Andy MOLSOM**
Rockey Racing

1	3:26.675	1:16.936	1:21.661	48.078	170.3	3:26.675
2	3:03.040	53.535	1:21.427	48.078	180.3	6:29.715
3	3:00.381	53.268	1:18.706	48.407	181.8	9:30.096
4	2:59.690	52.717	1:18.387	48.586	185.9	12:29.786
5	2:58.061	52.679	1:17.524	47.858	181.2	15:27.847
6	2:57.950	52.604	1:17.442	47.904	182.1	18:25.797
7	4:09.717 B	52.909	1:24.225	1:52.583	183.4	22:35.514
8	6:58.942	4:50.549	1:20.122	48.271	170.9	29:34.456
9	2:58.838	51.982	1:19.004	47.852	181.5	32:33.294


143 **David MORRIS**
David Morris

1	3:07.702	54.339	1:23.831	49.532	174.5	3:07.702
2	3:04.231	55.372	1:20.654	48.205	176.2	6:11.933
3	3:03.530	53.427	1:20.647	49.456	183.1	9:15.463
4	3:03.383	54.932	1:19.495	48.956	176.5	12:18.846
5	3:03.174	54.601	1:19.868	48.705	171.2	15:22.020
6	3:04.790	55.614	1:19.743	49.433	169.0	18:26.810
7	4:14.746 B	54.350	1:26.188	1:54.208	176.2	22:41.556
8	6:42.480	4:30.719	1:20.835	50.926	173.9	29:24.036
9	3:06.479	54.623	1:20.079	51.777	173.9	32:30.515

151 **Robert WINROW**
Robert Winrow

1	3:50.368	1:34.492	1:24.381	51.495	162.2	3:50.368
2	3:12.055	57.700	1:23.046	51.309	160.5	7:02.423
3	3:12.665	56.517	1:24.622	51.526	170.9	10:15.088
4	3:10.618	56.029	1:23.040	51.549	171.2	13:25.706
5	3:09.459	55.431	1:22.798	51.230	172.2	16:35.165
6	3:12.593	56.445	1:22.410	53.738	170.6	19:47.758





**CATERHAM GRADUATES
SPA RACING FESTIVAL
FREE PRACTICE 2**

Analysis

■ Personal Best ■ Session Best ■ Crossing the finish line in pit lane

Lap	Time	Sector 1	Sector 2	Sector 3	T. Spd	Elapsed	Lap	Time	Sector 1	Sector 2	Sector 3	T. Spd	Elapsed
7	4:47.830B	1:15.009	1:47.392	1:45.429	105.0	24:35.588	181	Andrew COOPER					
8	5:41.739	3:26.692	1:23.270	51.777	169.8	30:17.327		Andrew Cooper					
9	3:08.061	55.866	1:21.695	50.500	173.4	33:25.388							

171 **Graeme SMITH**
Graeme Smith

1	3:31.316	1:15.784	1:23.359	52.173	156.3	3:31.316
2	3:11.120	55.669	1:22.991	52.460	173.1	6:42.436
3	3:09.864	54.851	1:23.060	51.953	177.9	9:52.300
4	3:10.950	55.421	1:23.239	52.290	168.5	13:03.250
5	3:11.358	55.182	1:23.341	52.835	172.2	16:14.608

172 **Robin WEBB**
Robin Webb

1	3:15.555	58.177	1:25.069	52.309	154.1	3:15.555
2	3:13.333	57.195	1:23.417	52.721	163.4	6:28.888
3	3:11.820	56.771	1:23.412	51.637	170.9	9:40.708
4	3:12.896	56.220	1:23.508	53.168	171.7	12:53.604
5	3:13.370	57.067	1:23.723	52.580	162.9	16:06.974
6	3:12.708	57.157	1:22.873	52.678	165.6	19:19.682
7	4:17.189B	57.117	1:39.112	1:40.960	138.8	23:36.871
8	6:22.180	4:05.305	1:24.025	52.850	156.1	29:59.051
9	3:12.917	56.244	1:23.535	53.138	170.1	33:11.968

176 **Mark CARTER**
Mark Carter

1	3:09.176	47.044	1:28.593	53.539	148.4	3:09.176
2	3:16.801	57.927	1:25.042	53.832	165.1	6:25.977
3	3:17.169	59.200	1:25.468	52.501	161.9	9:43.146
4	3:16.917	57.629	1:25.662	53.626	160.7	13:00.063
5	3:16.761	58.422	1:24.942	53.397	162.2	16:16.824
6	3:30.168B	57.620	1:24.732	1:07.816	167.4	19:46.992
7	9:22.364	7:01.391	1:24.897	56.076	160.0	29:09.356
8	3:17.263	58.421	1:24.543	54.299	165.1	32:26.619

178 **Iain KINGHORN**
Iain Kinghorn

1	4:06.089	1:42.105	1:29.892	54.092	129.8	4:06.089
2	3:20.115	58.942	1:27.472	53.701	160.2	7:26.204
3	3:19.753	58.829	1:26.724	54.200	157.7	10:45.957
4	3:19.513	59.681	1:25.672	54.160	155.2	14:05.470
5	3:18.014	58.659	1:25.457	53.898	156.5	17:23.484
6	4:12.375B	58.694	1:26.541	1:47.140	158.8	21:35.859
7	7:37.048	5:16.888	1:26.265	53.895	162.9	29:12.907
8	3:17.733	57.548	1:25.921	54.264	163.4	32:30.640

179 **Michael SEGAL**
Michael Segal

1	3:20.097	47.453	1:34.502	58.142	141.5	3:20.097
2	3:28.449	59.398	1:32.333	56.718	164.4	6:48.546
3	3:29.496	1:04.406	1:30.327	54.763	164.9	10:18.042
4	3:25.065	59.257	1:30.161	55.647	168.7	13:43.107
5	3:26.616	1:00.810	1:30.253	55.553	161.0	17:09.723
6	4:00.370B	59.878	1:28.898	1:31.594	159.3	21:10.093
7	8:44.908	6:16.682	1:31.461	56.765	153.2	29:55.001
8	3:20.699	58.849	1:27.398	54.452	165.4	33:15.700

181 **Andrew COOPER**
Andrew Cooper

1	4:21.188	1:53.177	1:33.023	54.988	150.6	4:21.188
2	3:27.050	1:00.358	1:31.426	55.266	156.3	7:48.238
3	3:25.411	1:00.529	1:30.150	54.732	153.4	11:13.649
4	3:25.353	59.892	1:30.271	55.190	153.6	14:39.002
5	3:27.440	59.751	1:32.569	55.120	161.4	18:06.442
6	4:21.852B	58.972	1:34.774	1:48.106	160.5	22:28.294
7	7:06.015	4:41.279	1:30.198	54.538	157.9	29:34.309
8	3:24.127	58.706	1:30.427	54.994	163.6	32:58.436


182 **Matthew WILLOUGHBY**
Matthew Willoughby

1	5:00.753	2:25.275	1:36.775	58.703	112.9	5:00.753
2	3:18.086	59.494	1:24.493	54.099	154.9	8:18.839
3	3:16.065	58.498	1:23.952	53.615	155.8	11:34.904
4	3:16.431	58.244	1:23.721	54.466	156.5	14:51.335
5	3:12.794	56.060	1:24.417	52.317	170.3	18:04.129
6	4:11.726B	57.532	1:30.277	1:43.917	164.4	22:15.855
7	7:06.801	4:46.276	1:26.818	53.707	164.9	29:22.656
8	3:11.897	56.892	1:22.868	52.137	167.2	32:34.553

190 **Paul HAWKER**
Paul Hawker

1	4:24.448	1:57.571	1:33.161	53.716	129.3	4:24.448
2	3:17.064	57.440	1:26.091	53.533	166.4	7:41.512
3	3:16.432	58.276	1:25.160	52.996	159.1	10:57.944
4	3:16.269	58.014	1:24.719	53.536	158.4	14:14.213
5	3:15.308	57.755	1:24.450	53.103	158.8	17:29.521
6	4:15.766B	57.205	1:25.862	1:52.699	164.6	21:45.287
7	8:39.212	6:22.073	1:24.361	52.778	164.6	30:24.499
8	3:15.112	57.348	1:24.238	53.526	160.5	33:39.611






**CATERHAM GRADUATES
SPA RACING FESTIVAL
QUALIFYING**

Final Classification

Nr.	Driver	Nat	Team	Car	Time	Lap Total	Gap	Kph
1	67 Rob WATTS		UPE Motorsport	SIG-V	2:49.162	10 11	- -	149.1
2	74 James BEARDWELL		UPE Motorsport	SIG-V	2:49.399	10 11	+0.237 +0.237	148.8
3	4 Jamie WINROW		Jamie Winrow	SIG	2:49.938	4 11	+0.776 +0.539	148.4
4	2 Jamie ELLWOOD		Jamie Ellwood	SIG	2:49.984	5 11	+0.822 +0.046	148.3
5	46 Mike EVANS		LFP Motorsport	SIG-V	2:50.079	9 10	+0.917 +0.095	148.2
6	9 Samuel WILSON		Samuel Wilson	SIG	2:50.305	9 11	+1.143 +0.226	148.1
7	1 Oliver GIBSON		Oliver Gibson	SIG	2:50.380	11 11	+1.218 +0.075	148.0
8	5 Harry CRAMER		Torque Motorsport	SIG	2:50.687	5 11	+1.525 +0.307	147.7
9	13 Steven MCMASTER		Steven McMaster	SIG	2:50.792	11 11	+1.630 +0.105	147.6
10	93 Matt TOPHAM		LFP Motorsport	SIG-V	2:50.837	5 10	+1.675 +0.045	147.6
11	78 Peter REYNOLDS		CTS Motorsport	SIG-V	2:50.938	9 10	+1.776 +0.101	147.5
12	22 Glenn BURTENSHAW		Glenn Burtenshaw	SIG	2:51.214	5 11	+2.052 +0.276	147.3
13	89 Tim CHILD		UPE Motorsport	SIG-V	2:51.554	11 11	+2.392 +0.340	147.0
14	47 Julian VIGGARS		McMillan Motorsport	SIG	2:51.768	9 11	+2.606 +0.214	146.8
15	17 Steven ROBERTSON		Steven Robertson	SIG	2:51.911	11 11	+2.749 +0.143	146.7
16	53 Barry WHITE		Rockey Racing	SIG	2:52.051	6 11	+2.889 +0.140	146.6
17	116 LONGMAN-HARRISON		Mark Harrison	MEG	2:52.149	4 9	+2.987 +0.098	146.5
18	44 Charles ELLIOTT		Charles Elliott	SIG	2:52.185	6 11	+3.023 +0.036	146.4
19	115 David HEWITT		David Hewitt	MEG	2:52.218	9 11	+3.056 +0.033	146.4
20	114 Andrew SKINNER		Andrew Skinner	MEG	2:52.327	7 11	+3.165 +0.109	146.3
21	122 Simon GRIFFITHS		Simon Griffiths	MEG	2:52.495	10 11	+3.333 +0.168	146.2
22	25 Joel DOHERTY		Rockey Racing	SIG	2:52.508	9 11	+3.346 +0.013	146.2
23	101 Declan DOLAN		Declan Dolan	MEG	2:52.572	9 11	+3.410 +0.064	146.1
24	72 Andrew WHITTON		Andrew Whitton	SIG-VD	2:52.649	5 11	+3.487 +0.077	146.0
25	79 John Shival		UPE Motorsport	SIG-V	2:52.680	7 11	+3.518 +0.031	146.0
26	10 Gareth CORDEY		Gareth Cordey	SIG	2:52.780	8 11	+3.618 +0.100	145.9
27	121 Ben WINROW		Ben Winrow	MEG	2:52.971	11 11	+3.809 +0.191	145.8
28	59 Adam CROFT		CTS Motorsport	SIG	2:53.083	6 11	+3.921 +0.112	145.7
29	94 Aman UPPAL		LFP Motorsport	SIG-V	2:53.327	5 10	+4.165 +0.244	145.5
30	69 Jon CURRY		CTS Motorsport	SIG-V	2:53.816	3 11	+4.654 +0.489	145.1
31	8 Spencer FORTAG		McMillan Motorsport	SIG	2:54.120	9 10	+4.958 +0.304	144.8
32	23 Richard VALE		Richard Vale	SIG	2:54.325	9 10	+5.163 +0.205	144.6
33	11 Christopher BUCKLEY		Christopher Buckley	SIG	2:54.521	9 11	+5.359 +0.196	144.5
34	117 Kevin BARRETT		Kevin Barrett	MEG	2:54.810	8 10	+5.648 +0.289	144.2
35	106 Mark JONES		Rockey Racing	MEG	2:54.846	8 10	+5.684 +0.036	144.2
36	19 Mark GIBSON		Mark Gibson	SIG	2:54.937	10 10	+5.775 +0.091	144.1
37	12 Peter MARSH		Peter Marsh	SIG	2:54.960	8 11	+5.798 +0.023	144.1
38	124 Andy MOLSOM		Rockey Racing	MEG	2:54.972	6 10	+5.810 +0.012	144.1
39	103 Roger FORD		Roger Ford	MEG	2:55.149	10 10	+5.987 +0.177	144.0
40	68 Dave BULLOCK		UPE Motorsport	SIG-V	2:55.213	7 10	+6.051 +0.064	143.9
41	71 James ELVERY		UPE Motorsport	SIG-V	2:55.733	8 10	+6.571 +0.520	143.5
42	48 Andrew JOHNSON		Andrew Johnson	SIG-V	2:55.866	3 10	+6.704 +0.133	143.4
43	55 Ryan SCARRATT		Ryan Scarratt	SIG	2:55.886	8 10	+6.724 +0.020	143.4
44	52 Michael DOWNING		Michael Downing	SIG	2:56.302	9 10	+7.140 +0.416	143.0
45	73 Mark DAVIES		Mark Davies	SIG-VD	2:56.404	7 10	+7.242 +0.102	142.9
46	108 Neil STURGESS		Neil Sturgess	MEG	2:58.854	10 10	+9.692 +2.450	141.0
47	49 Bill SCOTT		Bill Scott	SIG	2:59.502	8 10	+10.340 +0.648	140.5
48	143 David MORRIS		David Morris	SIG-V	3:04.271	9 10	+15.109 +4.769	136.8
49	97 Simon CASSEY		CTS Motorsport	SIG-VD	3:06.529	10 10	+17.367 +2.258	135.2
50	151 Robert WINROW		Robert Winrow	SIG	3:07.143	7 10	+17.981 +0.614	134.7
51	171 Graeme SMITH		Graeme Smith	CLA	3:08.732	3 10	+19.570 +1.589	133.6
52	172 Robin WEBB		Robin Webb	CLA	3:09.947	10 10	+20.785 +1.215	132.7
53	104 Christopher Kim RAYMENT		Christopher Kim Rayment	MEG	3:09.977	2 5	+20.815 +0.030	132.7
54	182 Matthew WILLOUGHBY		Matthew Willoughby	CLA	3:11.743	2 10	+22.581 +1.766	131.5
55	176 Mark CARTER		Mark Carter	CLA	3:12.730	3 10	+23.568 +0.987	130.8
56	190 Paul HAWKER		Paul Hawker	CLA	3:13.987	3 9	+24.825 +1.257	130.0
57	178 Iain KINGHORN		Iain Kinghorn	CLA	3:14.575	8 9	+25.413 +0.588	129.6
58	181 Andrew COOPER		Andrew Cooper	CLA	3:19.841	5 9	+30.679 +5.266	126.2
59	179 Michael SEGAL		Michael Segal	CLA	3:20.468	9 9	+31.306 +0.627	125.8





**CATERHAM GRADUATES
SPA RACING FESTIVAL
QUALIFYING**

Final Classification

Nr. Driver	Nat	Team	Car	Time	Lap Total	Gap	Kph
Fastest Lap				Lap 10	Rob WATTS	2:49.162	149.1 Kph


CARS 23 - 25 - 47 - 49 - 68 - 69 - 89 - 93 - 108 AND 179 DELITED SOME LAP TIMES DELETED DUE TO TRACK LIMITS

Published at:

Track Status: **DRY**

Race Director	Stewards	Timekeeper: Xavi Lozano JOB-0057-CAT
----------------------	-----------------	---






**CATERHAM GRADUATES
SPA RACING FESTIVAL
QUALIFYING**

Final Classification by 2nd Fastest Lap

	Driver	Team	Vehicle	Time	Gap	
1	67 Rob WATTS	UPE Motorsport	SIG-V	2:49.937	-	-
2	46 Mike EVANS	LFP Motorsport	SIG-V	2:50.180	+0.243	+0.243
3	1 Oliver GIBSON	Oliver Gibson	SIG	2:50.497	+0.560	+0.317
4	74 James BEARDWELL	UPE Motorsport	SIG-V	2:50.519	+0.582	+0.022
5	9 Samuel WILSON	Samuel Wilson	SIG	2:50.551	+0.614	+0.032
6	2 Jamie ELLWOOD	Jamie Ellwood	SIG	2:50.677	+0.740	+0.126
7	93 Matt TOPHAM	LFP Motorsport	SIG-V	2:50.956	+1.019	+0.279
8	5 Harry CRAMER	Torque Motorsport	SIG	2:50.983	+1.046	+0.027
9	78 Peter REYNOLDS	CTS Motorsport	SIG-V	2:51.272	+1.335	+0.289
10	4 Jamie WINROW	Jamie Winrow	SIG	2:51.403	+1.466	+0.131
11	22 Glenn BURTENSHAW	Glenn Burtenshaw	SIG	2:51.445	+1.508	+0.042
12	13 Steven MCMASTER	Steven McMaster	SIG	2:51.942	+2.005	+0.497
13	47 Julian VIGGARS	McMillan Motorsport	SIG	2:52.583	+2.646	+0.641
14	101 Declan DOLAN	Declan Dolan	MEG	2:52.587	+2.650	+0.004
15	89 Tim CHILD	UPE Motorsport	SIG-V	2:52.593	+2.656	+0.006
16	115 David HEWITT	David Hewitt	MEG	2:52.889	+2.952	+0.296
17	25 Joel DOHERTY	Rockey Racing	SIG	2:52.901	+2.964	+0.012
18	79 John Shiveral	UPE Motorsport	SIG-V	2:52.938	+3.001	+0.037
19	72 Andrew WHITTON	Andrew Whitton	SIG-VL	2:53.059	+3.122	+0.121
20	59 Adam CROFT	CTS Motorsport	SIG	2:53.120	+3.183	+0.061
21	17 Steven ROBERTSON	Steven Robertson	SIG	2:53.156	+3.219	+0.036
22	53 Barry WHITE	Rockey Racing	SIG	2:53.300	+3.363	+0.144
23	44 Charles ELLIOTT	Charles Elliott	SIG	2:53.351	+3.414	+0.051
24	114 Andrew SKINNER	Andrew Skinner	MEG	2:53.562	+3.625	+0.211
25	10 Gareth CORDEY	Gareth Cordey	SIG	2:53.749	+3.812	+0.187
26	121 Ben WINROW	Ben Winrow	MEG	2:53.774	+3.837	+0.025
27	69 Jon CURRY	CTS Motorsport	SIG-V	2:54.229	+4.292	+0.455
28	122 Simon GRIFFITHS	Simon Griffiths	MEG	2:54.450	+4.513	+0.221
29	94 Aman UPPAL	LFP Motorsport	SIG-V	2:54.658	+4.721	+0.208
30	8 Spencer FORTAG	McMillan Motorsport	SIG	2:54.697	+4.760	+0.039
31	23 Richard VALE	Richard Vale	SIG	2:55.010	+5.073	+0.313
32	19 Mark GIBSON	Mark Gibson	SIG	2:55.054	+5.117	+0.044
33	12 Peter MARSH	Peter Marsh	SIG	2:55.175	+5.238	+0.121
34	103 Roger FORD	Roger Ford	MEG	2:55.340	+5.403	+0.165
35	68 Dave BULLOCK	UPE Motorsport	SIG-V	2:55.408	+5.471	+0.068
36	11 Christopher BUCKLEY	Christopher Buckley	SIG	2:55.475	+5.538	+0.067
37	48 Andrew JOHNSON	Andrew Johnson	SIG-V	2:55.899	+5.962	+0.424
38	124 Andy MOLSOM	Rockey Racing	MEG	2:55.978	+6.041	+0.079
39	106 Mark JONES	Rockey Racing	MEG	2:56.070	+6.133	+0.092
40	117 Kevin BARRETT	Kevin Barrett	MEG	2:56.437	+6.500	+0.367
41	73 Mark DAVIES	Mark Davies	SIG-VL	2:56.584	+6.647	+0.147
42	71 James ELVERY	UPE Motorsport	SIG-V	2:56.968	+7.031	+0.384
43	52 Michael DOWNING	Michael Downing	SIG	2:56.972	+7.035	+0.004
44	55 Ryan SCARRATT	Ryan Scarratt	SIG	2:57.554	+7.617	+0.582
45	116 LONGMAN-HARRISON	Mark Harrison	MEG	2:58.600	+8.663	+1.046
46	108 Neil STURGESS	Neil Sturgess	MEG	2:59.222	+9.285	+0.622
47	49 Bill SCOTT	Bill Scott	SIG	2:59.689	+9.752	+0.467
48	143 David MORRIS	David Morris	SIG-V	3:04.779	+14.842	+5.090
49	151 Robert WINROW	Robert Winrow	SIG	3:07.489	+17.552	+2.710
50	97 Simon CASSEY	CTS Motorsport	SIG-VL	3:08.918	+18.981	+1.429
51	171 Graeme SMITH	Graeme Smith	CLA	3:08.959	+19.022	+0.041
52	182 Matthew WILLOUGHBY	Matthew Willoughby	CLA	3:11.979	+22.042	+3.020
53	172 Robin WEBB	Robin Webb	CLA	3:12.148	+22.211	+0.169
54	176 Mark CARTER	Mark Carter	CLA	3:13.453	+23.516	+1.305
55	104 Christopher Kim RAYMENT	Christopher Kim Rayment	MEG	3:13.995	+24.058	+0.542
56	190 Paul HAWKER	Paul Hawker	CLA	3:14.600	+24.663	+0.605
57	178 Iain KINGHORN	Iain Kinghorn	CLA	3:15.165	+25.228	+0.565
58	181 Andrew COOPER	Andrew Cooper	CLA	3:20.771	+30.834	+5.606
59	179 Michael SEGAL	Michael Segal	CLA	3:21.008	+31.071	+0.237





**CATERHAM GRADUATES
SPA RACING FESTIVAL
QUALIFYING**

Final Classification by 2nd Fastest Lap

Driver	Team	Vehicle	Time	Gap
--------	------	---------	------	-----

Fastest Lap	Lap 10	Rob WATTS	2:49.162	149.1 Kph
--------------------	--------	-----------	-----------------	-----------


CARS 23 - 25 - 47 - 49 - 68 - 69 - 89 - 93 - 108 AND 179 DELITED SOME LAP TIMES DELETED DUE TO TRACK LIMITS

Published at:

Track Status: **DRY**

Race Director	Stewards	Timekeeper: Xavi Lozano JOB-0057-CAT
----------------------	-----------------	---






**CATERHAM GRADUATES
SPA RACING FESTIVAL
QUALIFYING**

Best Sector Times

SECTOR 1			SECTOR 2			SECTOR 3				
Pos	Driver	Time	Driver	Time	Driver	Time	Pos	Driver	Ideal Lap	Best Lap
1	74 J.BEARDWELL	49.043	67 R.WATTS	1:14.172	74 J.BEARDWELL	44.574	1	74 J.BEARDWELL	2:48.520	2:49.399 (2)
2	2 J.ELLWOOD	49.169	1 O.GIBSON	1:14.405	4 J.WINROW	44.783	2	67 R.WATTS	2:48.670	2:49.162 (1)
3	67 R.WATTS	49.180	9 S.WILSON	1:14.564	2 J.ELLWOOD	44.827	3	4 J.WINROW	2:48.916	2:49.938 (3)
4	46 M.EVANS	49.367	4 J.WINROW	1:14.574	9 S.WILSON	45.037	4	1 O.GIBSON	2:48.935	2:50.380 (7)
5	1 O.GIBSON	49.423	13 S.MCMASTER	1:14.808	93 M.TOPHAM	45.055	5	2 J.ELLWOOD	2:49.013	2:49.984 (4)
6	115 D.HEWITT	49.454	5 H.CRAMER	1:14.809	78 P.REYNOLDS	45.068	6	9 S.WILSON	2:49.095	2:50.305 (6)
7	9 S.WILSON	49.494	74 J.BEARDWELL	1:14.903	89 T.CHILD	45.071	7	46 M.EVANS	2:49.402	2:50.079 (5)
8	4 J.WINROW	49.559	46 M.EVANS	1:14.924	1 O.GIBSON	45.107	8	5 H.CRAMER	2:49.933	2:50.687 (8)
9	72 A.WHITTON	49.593	2 J.ELLWOOD	1:15.017	46 M.EVANS	45.111	9	93 M.TOPHAM	2:50.417	2:50.837 (10)
10	78 P.REYNOLDS	49.758	44 C.ELLIOTT	1:15.271	22 G.BURTENSHAW	45.146	10	22 G.BURTENSHAW	2:50.471	2:51.214 (12)
11	5 H.CRAMER	49.817	22 G.BURTENSHAW	1:15.281	5 H.CRAMER	45.307	11	13 S.MCMASTER	2:50.543	2:50.792 (9)
12	93 M.TOPHAM	49.875	47 J.VIGGARS	1:15.368	67 R.WATTS	45.318	12	78 P.REYNOLDS	2:50.690	2:50.938 (11)
13	89 T.CHILD	49.950	101 D.DOLAN	1:15.478	116 LONGMAN-HARRISON	45.322	13	47 J.VIGGARS	2:51.001	2:51.768 (14)
14	121 B.WINROW	49.985	93 M.TOPHAM	1:15.487	17 S.ROBERTSON	45.432	14	89 T.CHILD	2:51.187	2:51.554 (13)
15	22 G.BURTENSHAW	50.044	69 J.CURRY	1:15.610	53 B.WHITE	45.440	15	101 D.DOLAN	2:51.356	2:52.572 (23)
16	122 S.GRIFFITHS	50.092	79 J.Shiveral	1:15.649	13 S.MCMASTER	45.441	16	79 J.Shiveral	2:51.387	2:52.680 (25)
17	25 J.DOHERTY	50.119	78 P.REYNOLDS	1:15.864	47 J.VIGGARS	45.489	17	115 D.HEWITT	2:51.413	2:52.218 (19)
18	79 J.Shiveral	50.119	114 A.SKINNER	1:15.942	72 A.WHITTON	45.579	18	53 B.WHITE	2:51.577	2:52.051 (16)
19	101 D.DOLAN	50.126	17 S.ROBERTSON	1:15.998	79 J.Shiveral	45.619	19	44 C.ELLIOTT	2:51.638	2:52.185 (18)
20	53 B.WHITE	50.128	53 B.WHITE	1:16.009	59 A.CROFT	45.633	20	25 J.DOHERTY	2:51.813	2:52.508 (22)
21	47 J.VIGGARS	50.144	25 J.DOHERTY	1:16.043	25 J.DOHERTY	45.651	21	17 S.ROBERTSON	2:51.911	2:51.911 (15)
22	13 S.MCMASTER	50.294	10 G.CORDEY	1:16.044	115 D.HEWITT	45.750	22	114 A.SKINNER	2:52.003	2:52.327 (20)
23	114 A.SKINNER	50.305	116 LONGMAN-HARRISON	1:16.058	101 D.DOLAN	45.752	23	72 A.WHITTON	2:52.031	2:52.649 (24)
24	17 S.ROBERTSON	50.481	121 B.WINROW	1:16.110	114 A.SKINNER	45.756	24	121 B.WINROW	2:52.140	2:52.971 (27)
25	44 C.ELLIOTT	50.494	89 T.CHILD	1:16.166	10 G.CORDEY	45.846	25	116 LONGMAN-HARRISON	2:52.149	2:52.149 (17)
26	10 G.CORDEY	50.603	122 S.GRIFFITHS	1:16.196	94 A.UPPAL	45.853	26	69 J.CURRY	2:52.149	2:53.816 (30)
27	69 J.CURRY	50.622	59 A.CROFT	1:16.199	44 C.ELLIOTT	45.873	27	122 S.GRIFFITHS	2:52.293	2:52.495 (21)
28	59 A.CROFT	50.634	115 D.HEWITT	1:16.209	69 J.CURRY	45.917	28	59 A.CROFT	2:52.466	2:53.083 (28)
29	8 S.FORTAG	50.698	19 M.GIBSON	1:16.310	12 P.MARSH	45.982	29	10 G.CORDEY	2:52.493	2:52.780 (26)
30	52 M.DOWNING	50.767	94 A.UPPAL	1:16.318	122 S.GRIFFITHS	46.005	30	94 A.UPPAL	2:53.021	2:53.327 (29)
31	116 LONGMAN-HARRISON	50.769	23 R.VALE	1:16.482	23 R.VALE	46.039	31	8 S.FORTAG	2:53.412	2:54.120 (31)
32	94 A.UPPAL	50.850	8 S.FORTAG	1:16.513	121 B.WINROW	46.045	32	23 R.VALE	2:53.637	2:54.325 (32)
33	12 P.MARSH	50.854	68 D.BULLOCK	1:16.522	106 M.JONES	46.080	33	19 M.GIBSON	2:54.014	2:54.937 (36)
34	11 C.BUCKLEY	50.913	124 A.MOLSOM	1:16.651	11 C.BUCKLEY	46.152	34	11 C.BUCKLEY	2:54.023	2:54.521 (33)
35	103 R.FORD	50.927	48 A.JOHNSON	1:16.782	8 S.FORTAG	46.201	35	68 D.BULLOCK	2:54.055	2:55.213 (40)
36	71 J.ELVERY	50.933	72 A.WHITTON	1:16.859	19 M.GIBSON	46.217	36	12 P.MARSH	2:54.149	2:54.960 (37)
37	68 D.BULLOCK	51.094	103 R.FORD	1:16.886	124 A.MOLSOM	46.288	37	124 A.MOLSOM	2:54.417	2:54.972 (38)
38	23 R.VALE	51.116	117 K.BARRETT	1:16.920	117 K.BARRETT	46.354	38	106 M.JONES	2:54.564	2:54.846 (35)
39	73 M.DAVIES	51.252	11 C.BUCKLEY	1:16.958	48 A.JOHNSON	46.365	39	103 R.FORD	2:54.620	2:55.149 (39)
40	106 M.JONES	51.347	106 M.JONES	1:17.137	73 M.DAVIES	46.409	40	52 M.DOWNING	2:54.757	2:56.302 (44)
41	124 A.MOLSOM	51.478	55 R.SCARRATT	1:17.300	68 D.BULLOCK	46.439	41	117 K.BARRETT	2:54.810	2:54.810 (34)
42	19 M.GIBSON	51.487	12 P.MARSH	1:17.313	55 R.SCARRATT	46.458	42	73 M.DAVIES	2:55.293	2:56.404 (45)
43	117 K.BARRETT	51.536	52 M.DOWNING	1:17.372	52 M.DOWNING	46.618	43	48 A.JOHNSON	2:55.306	2:55.866 (42)
44	55 R.SCARRATT	51.703	73 M.DAVIES	1:17.632	71 J.ELVERY	46.699	44	55 R.SCARRATT	2:55.461	2:55.886 (43)
45	49 B.SCOTT	51.919	71 J.ELVERY	1:17.951	108 N.STURGESS	46.775	45	71 J.ELVERY	2:55.583	2:55.733 (41)
46	48 A.JOHNSON	52.159	49 B.SCOTT	1:18.460	103 R.FORD	46.807	46	49 B.SCOTT	2:57.705	2:59.502 (47)
47	108 N.STURGESS	52.227	108 N.STURGESS	1:18.962	49 B.SCOTT	47.326	47	108 N.STURGESS	2:57.964	2:58.854 (46)
48	104 C.RAYMENT	53.874	143 D.MORRIS	1:19.865	97 S.CASSEY	49.373	48	143 D.MORRIS	3:03.747	3:04.271 (48)
49	97 S.CASSEY	54.356	151 R.WINROW	1:20.986	151 R.WINROW	49.419	49	151 R.WINROW	3:05.711	3:07.143 (50)
50	143 D.MORRIS	54.436	171 G.SMITH	1:22.132	143 D.MORRIS	49.446	50	104 C.RAYMENT	3:05.910	3:09.977 (53)
51	151 R.WINROW	55.306	104 C.RAYMENT	1:22.383	104 C.RAYMENT	49.653	51	97 S.CASSEY	3:06.529	3:06.529 (49)
52	171 G.SMITH	55.616	182 M.WILLOUGHBY	1:22.766	171 G.SMITH	50.641	52	171 G.SMITH	3:08.389	3:08.732 (51)






**CATERHAM GRADUATES
SPA RACING FESTIVAL
QUALIFYING**

Best Sector Times

SECTOR 1			SECTOR 2		SECTOR 3		Pos	Driver	Ideal Lap	Best Lap
Pos	Driver	Time	Driver	Time	Driver	Time				
53	172 R.WEBB	56.171	97 S.CASSEY	1:22.800	172 R.WEBB	50.929	53	172 R.WEBB	3:09.947	3:09.947 (52)
54	182 M.WILLOUGHBY	56.340	172 R.WEBB	1:22.847	182 M.WILLOUGHBY	51.330	54	182 M.WILLOUGHBY	3:10.436	3:11.743 (54)
55	176 M.CARTER	57.125	176 M.CARTER	1:23.628	176 M.CARTER	51.338	55	176 M.CARTER	3:12.091	3:12.730 (55)
56	190 P.HAWKER	57.261	190 P.HAWKER	1:23.978	190 P.HAWKER	51.395	56	190 P.HAWKER	3:12.634	3:13.987 (56)
57	178 I.KINGHORN	57.305	178 I.KINGHORN	1:25.096	178 I.KINGHORN	51.954	57	178 I.KINGHORN	3:14.355	3:14.575 (57)
58	181 A.COOPER	58.916	179 M.SEGAL	1:26.966	179 M.SEGAL	52.879	58	179 M.SEGAL	3:18.976	3:20.468 (59)
59	179 M.SEGAL	59.131	181 A.COOPER	1:27.289	181 A.COOPER	53.221	59	181 A.COOPER	3:19.426	3:19.841 (58)




**CATERHAM GRADUATES
SPA RACING FESTIVAL
QUALIFYING**

Best Top Speeds

Driver	Team		Top 1		Top 2		Top 3		Top 4		Top 5		Avg
			Kph	Lap	Kph	Lap	Kph	Lap	Kph	Lap	Kph	Lap	
2 Jamie ELLWOOD	Jamie Ellwood	SIG	202.2	7	200.7	6	194.6	2	194.2	4	192.5	8	196,8
9 Samuel WILSON	Samuel Wilson	SIG	198.9	9	198.5	8	194.6	7	193.9	3	189.5	6	195,1
11 Christopher BUCKLEY	Christopher Buckley	SIG	198.5	8	192.5	5	191.2	7	190.1	9	187.5	4	192,0
47 Julian VIGGARS	McMillan Motorsport	SIG	198.5	9	195.3	8	191.8	7	191.5	11	191.5	6	193,7
1 Oliver GIBSON	Oliver Gibson	SIG	198.2	3	194.6	4	193.9	7	192.5	11	192.5	5	194,3
25 Joel DOHERTY	Rockey Racing	SIG	198.2	8	197.4	10	193.5	9	188.5	11	187.2	4	193,0
71 James ELVERY	UPE Motorsport	SIG-V	198.2	8	191.8	6	191.5	9	190.1	4	189.8	3	192,3
22 Glenn BURTENSHAW	Glenn Burtenshaw	SIG	197.4	3	192.9	5	191.8	9	191.8	8	191.5	6	193,1
72 Andrew WHITTON	Andrew Whitton	SIG-VD	197.4	6	195.3	7	190.8	9	189.8	5	188.2	3	192,3
122 Simon GRIFFITHS	Simon Griffiths	MEG	197.4	10	196.7	5	190.8	2	188.8	9	187.8	4	192,3
8 Spencer FORTAG	McMillan Motorsport	SIG	197.1	9	194.6	10	193.2	8	189.5	7	185.6	5	192,0
93 Matt TOPHAM	LFP Motorsport	SIG-V	197.1	7	195.7	9	194.6	10	194.6	5	192.5	8	194,9
101 Declan DOLAN	Declan Dolan	MEG	197.1	8	195.7	11	194.6	7	193.9	10	193.5	9	195,0
114 Andrew SKINNER	Andrew Skinner	MEG	196.7	10	195.7	8	195.3	3	194.2	7	193.9	2	195,2
74 James BEARDWELL	UPE Motorsport	SIG-V	196.0	11	193.9	10	192.5	9	192.5	6	190.1	4	193,0
115 David HEWITT	David Hewitt	MEG	196.0	8	195.3	9	194.6	7	191.5	11	189.1	5	193,3
5 Harry CRAMER	Torque Motorsport	SIG	195.7	2	194.6	7	193.5	3	193.2	6	191.8	8	193,8
69 Jon CURRY	CTS Motorsport	SIG-V	195.7	10	194.6	8	192.5	3	191.5	7	189.8	11	192,8
106 Mark JONES	Rockey Racing	MEG	195.7	8	191.8	3	191.8	9	190.1	5	189.8	4	191,8
13 Steven MCMASTER	Steven McMaster	SIG	195.3	9	193.2	10	191.8	11	188.2	2	184.9	5	190,7
17 Steven ROBERTSON	Steven Robertson	SIG	195.3	5	192.2	6	191.5	3	191.2	8	190.8	11	192,2
67 Rob WATTS	UPE Motorsport	SIG-V	195.3	6	195.3	10	194.6	9	193.9	11	192.2	3	194,3
78 Peter REYNOLDS	CTS Motorsport	SIG-V	195.3	10	194.2	8	194.2	6	193.5	9	193.2	7	194,1
19 Mark GIBSON	Mark Gibson	SIG	194.9	10	188.2	6	187.2	2	186.2	9	185.9	7	188,5
52 Michael DOWNING	Michael Downing	SIG	194.9	10	192.5	5	191.2	6	189.1	8	187.5	3	191,0
94 Aman UPPAL	LFP Motorsport	SIG-V	194.9	3	193.9	5	192.9	7	192.5	6	192.5	8	193,3
4 Jamie WINROW	Jamie Winrow	SIG	194.6	6	191.8	3	191.2	4	188.8	2	188.2	11	190,9
53 Barry WHITE	Rockey Racing	SIG	194.6	6	193.5	9	191.2	11	189.1	4	189.1	10	191,5
23 Richard VALE	Richard Vale	SIG	194.2	9	191.5	7	190.1	2	188.8	10	188.5	6	190,6
46 Mike EVANS	LFP Motorsport	SIG-V	194.2	8	193.9	6	193.2	7	193.2	10	192.9	9	193,5
121 Ben WINROW	Ben Winrow	MEG	194.2	11	191.8	9	190.5	5	186.2	7	184.3	6	189,4
44 Charles ELLIOTT	Charles Elliott	SIG	193.9	9	191.5	5	188.5	6	188.5	4	186.9	3	189,9
79 John Shival	UPE Motorsport	SIG-V	193.9	4	193.9	5	193.5	3	192.5	7	190.1	2	192,8
12 Peter MARSH	Peter Marsh	SIG	193.5	7	192.2	9	190.8	11	188.2	4	186.5	3	190,2
89 Tim CHILD	UPE Motorsport	SIG-V	193.5	5	193.2	11	193.2	4	192.5	10	189.8	9	192,4
103 Roger FORD	Roger Ford	MEG	193.5	5	191.2	10	189.5	8	188.8	2	188.2	4	190,2
116 LONGMAN-HARRISON	Mark Harrison	MEG	193.5	2	192.9	8	190.5	5	190.5	9	189.8	3	191,4
48 Andrew JOHNSON	Andrew Johnson	SIG-V	193.2	9	191.2	3	190.8	6	189.1	7	188.5	4	190,6
117 Kevin BARRETT	Kevin Barrett	MEG	193.2	8	185.9	9	184.9	6	184.0	4	183.7	5	186,3
59 Adam CROFT	CTS Motorsport	SIG	192.9	4	192.5	8	191.5	5	187.2	10	186.9	7	190,2
124 Andy MOLSON	Rockey Racing	MEG	190.5	7	190.1	8	183.4	6	183.1	2	182.7	10	186,0
55 Ryan SCARRATT	Ryan Scarratt	SIG	190.1	6	187.8	8	187.5	9	187.2	2	186.5	3	187,8
104 Christopher Kim RAYMENT	Christopher Kim Rayment	MEG	190.1	2	180.0	5	157.7	1	140.1	4	139.0	3	161,4
10 Gareth CORDEY	Gareth Cordey	SIG	189.1	11	185.9	2	185.6	8	185.2	10	184.6	4	186,1
68 Dave BULLOCK	UPE Motorsport	SIG-V	189.1	2	186.9	5	186.2	7	185.9	9	185.2	6	186,7
73 Mark DAVIES	Mark Davies	SIG-VD	188.2	10	187.8	7	187.5	6	182.1	2	181.2	5	185,4
108 Neil STURGESS	Neil Sturgess	MEG	186.5	4	185.2	6	185.2	7	184.9	5	184.3	3	185,2






**CATERHAM GRADUATES
SPA RACING FESTIVAL
QUALIFYING**

Best Top Speeds


Driver	Team		Top 1		Top 2		Top 3		Top 4		Top 5		Avg
			Kph	Lap	Kph	Lap	Kph	Lap	Kph	Lap	Kph	Lap	
49 Bill SCOTT	Bill Scott	SIG	185.6	8	184.9	5	184.3	6	183.7	7	183.4	10	184,4
143 David MORRIS	David Morris	SIG-V	180.3	6	178.2	4	172.2	9	171.4	3	171.4	5	174,7
97 Simon CASSEY	CTS Motorsport	SIG-VD	175.9	10	171.7	3	169.0	9	163.9	7	163.4	5	168,8
151 Robert WINROW	Robert Winrow	SIG	175.6	6	175.0	4	174.2	7	169.5	3	169.3	8	172,7
171 Graeme SMITH	Graeme Smith	CLA	172.2	3	172.0	2	171.4	5	169.3	4	168.2	9	170,6
172 Robin WEBB	Robin Webb	CLA	171.4	4	169.3	3	168.2	8	166.9	2	164.1	5	168,0
176 Mark CARTER	Mark Carter	CLA	169.8	3	168.7	5	166.7	4	162.9	2	161.9	9	166,0
182 Matthew WILLOUGHBY	Matthew Willoughby	CLA	167.4	3	166.2	10	165.6	4	162.7	2	159.8	6	164,3
190 Paul HAWKER	Paul Hawker	CLA	166.7	2	165.1	5	162.7	3	160.7	9	158.6	4	162,8
178 Iain KINGHORN	Iain Kinghorn	CLA	162.7	8	160.7	4	159.8	3	159.5	9	158.8	2	160,3
179 Michael SEGAL	Michael Segal	CLA	161.2	7	161.0	9	158.4	8	157.9	6	157.4	2	159,2
181 Andrew COOPER	Andrew Cooper	CLA	160.5	2	158.6	5	158.4	4	157.9	3	157.9	9	158,7



**CATERHAM GRADUATES
SPA RACING FESTIVAL
QUALIFYING**

Fastest Lap Sequence

Practice Time	Driver	Team	Car	Class	Time	Kph	Lap
5:54.469	115 David HEWITT	David Hewitt		MEG	3:01.973	138.6	2
5:59.338	101 Declan DOLAN	Declan Dolan		MEG	2:56.092	143.2	2
6:00.978	22 Glenn BURTENSCHAW	Glenn Burtenshaw		SIG	2:55.825	143.4	2
6:05.272	2 Jamie ELLWOOD	Jamie Ellwood		SIG	2:52.746	146.0	2
9:04.007	9 Samuel WILSON	Samuel Wilson		SIG	2:51.565	147.0	3
11:55.328	4 Jamie WINROW	Jamie Winrow		SIG	2:49.938	148.4	4
29:16.719	67 Rob WATTS	UPE Motorsport		SIG-V	2:49.162	149.1	10




**CATERHAM GRADUATES
SPA RACING FESTIVAL
QUALIFYING**

Analysis

■ Personal Best ■ Session Best **B** Crossing the finish line in pit lane

Lap	Time	Sector 1	Sector 2	Sector 3	T. Spd	Elapsed	Lap	Time	Sector 1	Sector 2	Sector 3	T. Spd	Elapsed
1 Oliver GIBSON Oliver Gibson													
1	3:15.331	55.130	1:31.394	48.807	151.5	3:15.331							
2	2:58.701	51.675	1:18.364	48.662	187.8	6:14.032							
3	2:51.979	50.603	1:16.269	45.107	198.2	9:06.011							
4	2:52.492	49.836	1:16.143	46.513	194.6	11:58.503							
5	2:50.497	49.423	1:15.861	45.213	192.5	14:49.000							
6	2:51.667	50.212	1:16.216	45.239	188.8	17:40.667							
7	2:52.533	50.119	1:15.469	46.945	193.9	20:33.200							
8	2:53.570	51.607	1:15.707	46.256	188.8	23:26.770							
9	2:52.113	50.601	1:14.912	46.600	188.8	26:18.883							
10	2:57.019	51.596	1:18.739	46.684	180.0	29:15.902							
11	2:50.380	49.862	1:14.405	46.113	192.5	32:06.282							
2 Jamie ELLWOOD Jamie Ellwood													
1	3:12.526	52.125	1:32.208	48.193	137.8	3:12.526							
2	2:52.746	49.866	1:16.989	45.891	194.6	6:05.272							
3	3:01.351	58.113	1:16.982	46.256	185.6	9:06.623							
4	2:50.930	49.219	1:15.847	45.864	194.2	11:57.553							
5	2:49.984	49.584	1:15.124	45.276	192.2	14:47.537							
6	2:55.221	50.021	1:19.377	45.823	200.7	17:42.758							
7	2:52.817	49.169	1:16.717	46.931	202.2	20:35.575							
8	2:50.677	50.731	1:15.119	44.827	192.5	23:26.252							
9	2:53.988	53.031	1:15.286	45.671	190.5	26:20.240							
10	2:53.764	49.987	1:15.914	47.863	184.3	29:14.004							
11	2:51.443	50.147	1:15.017	46.279	188.8	32:05.447							
4 Jamie WINROW Jamie Winrow													
1	3:11.339	58.513	1:25.203	47.623	163.9	3:11.339							
2	3:01.751	50.866	1:21.959	48.926	188.8	6:13.090							
3	2:52.300	51.304	1:16.213	44.783	191.8	9:05.390							
4	2:49.938	49.868	1:14.699	45.371	191.2	11:55.328							
5	2:52.596	51.155	1:15.407	46.034	175.6	14:47.924							
6	2:51.740	49.559	1:16.593	45.588	194.6	17:39.664							
7	2:54.462	51.131	1:16.106	47.225	184.6	20:34.126							
8	2:51.403	50.437	1:15.142	45.824	186.9	23:25.529							
9	2:52.927	51.969	1:14.936	46.022	180.9	26:18.456							
10	2:52.719	51.649	1:14.574	46.496	187.8	29:11.175							
11	2:54.669	51.465	1:15.459	47.745	188.2	32:05.844							
5 Harry CRAMER Torque Motorsport													
1	3:19.351	1:06.995	1:21.337	51.019	181.5	3:19.351							
2	2:57.537	50.856	1:18.580	48.101	195.7	6:16.888							
3	2:53.440	52.055	1:15.982	45.403	193.5	9:10.328							
4	2:51.424	50.887	1:15.230	45.307	186.5	12:01.752							
5	2:50.687	50.434	1:14.809	45.444	186.9	14:52.439							
6	2:51.733	49.900	1:16.090	45.743	193.2	17:44.172							
7	2:51.724	49.817	1:15.840	46.067	194.6	20:35.896							
8	2:52.248	50.222	1:16.313	45.713	191.8	23:28.144							
9	2:50.983	50.713	1:14.829	45.441	187.2	26:19.127							
10	2:54.496	51.094	1:17.282	46.120	184.0	29:13.623							
11	2:52.366	50.633	1:15.350	46.383	184.9	32:05.989							
8 Spencer FORTAG McMillan Motorsport													
1	3:32.740	1:18.598	1:24.077	50.065	175.9	3:32.740							
2	3:02.502	53.930	1:20.149	48.423	181.8	6:35.242							
3	2:56.689	51.607	1:17.313	47.769	180.0	9:31.931							
4	2:59.533	54.209	1:18.666	46.658	181.8	12:31.464							
5	2:55.438	51.854	1:17.383	46.201	185.6	15:26.902							
6	2:56.411	51.625	1:17.549	47.237	184.3	18:23.313							
7	2:54.697	51.224	1:17.261	46.212	189.5	21:18.010							
8	2:57.337	51.308	1:19.441	46.588	193.2	24:15.347							
9	2:54.120	50.698	1:16.849	46.573	197.1	27:09.467							
10	2:54.750	50.954	1:16.513	47.283	194.6	30:04.217							
9 Samuel WILSON Samuel Wilson													
1	3:18.557	59.488	1:27.993	51.076	123.0	3:18.557							
2	2:53.885	51.025	1:16.692	46.168	189.5	6:12.442							
3	2:51.565	50.440	1:15.989	45.136	193.9	9:04.007							
4	2:52.672	51.006	1:14.564	47.102	186.9	11:56.679							
5	2:52.778	50.509	1:15.847	46.422	186.5	14:49.457							
6	2:51.656	51.362	1:14.852	45.442	189.5	17:41.113							
7	2:57.893	50.378	1:16.938	50.577	194.6	20:39.006							
8	2:50.551	49.494	1:15.578	45.479	198.5	23:29.557							
9	2:50.305	49.914	1:15.354	45.037	198.9	26:19.862							
10	2:51.933	50.378	1:16.196	45.359	186.9	29:11.795							
11	2:53.589	50.966	1:15.463	47.160	181.8	32:05.384							
10 Gareth CORDEY Gareth Cordey													
1	3:15.782	1:00.116	1:26.714	48.952	160.2	3:15.782							
2	3:00.580	51.701	1:19.928	48.951	185.9	6:16.362							
3	2:56.218	52.733	1:17.623	45.862	182.4	9:12.580							
4	2:55.553	52.449	1:16.728	46.376	184.6	12:08.133							
5	2:53.749	51.571	1:16.044	46.134	178.5	15:01.882							
6	2:57.685	51.122	1:17.189	49.374	181.8	17:59.567							
7	2:54.603	52.112	1:16.382	46.109	182.7	20:54.170							
8	2:52.780	50.795	1:16.119	45.866	185.6	23:46.950							
9	2:56.805	51.706	1:18.166	46.933	184.0	26:43.755							
10	2:54.316	50.603	1:17.867	45.846	185.2	29:38.071							
11	2:55.090	50.984	1:18.044	46.062	189.1	32:33.161							
11 Christopher BUCKLEY Christopher Buckley													
1	3:20.943	1:03.983	1:24.189	52.771	170.6	3:20.943							
2	3:01.288	52.478	1:20.967	47.843	185.9	6:22.231							
3	2:59.007	53.222	1:18.684	47.101	186.2	9:21.238							
4	2:56.185	52.318	1:17.507	46.360	187.5	12:17.423							
5	2:56.769	50.913	1:19.178	46.678	192.5	15:14.192							
6	2:57.584	51.352	1:19.323	46.909	183.1	18:11.776							
7	2:58.922	52.215	1:18.566	48.141	191.2	21:10.698							
8	2:55.475	51.582	1:17.607	46.286	198.5	24:06.173							
9	2:54.521	51.194	1:16.958	46.369	190.1	27:00.694							
10	2:59.086	53.115	1:18.903	47.068	181.2	29:59.780							
11	2:55.722	51.866	1:17.704	46.152	187.2	32:55.502							






**CATERHAM GRADUATES
SPA RACING FESTIVAL
QUALIFYING**

Analysis

■ Personal Best ■ Session Best ■ B Crossing the finish line in pit lane

Lap	Time	Sector 1	Sector 2	Sector 3	T. Spd	Elapsed	Lap	Time	Sector 1	Sector 2	Sector 3	T. Spd	Elapsed
12 Peter MARSH Peter Marsh													
1	3:23.095	1:05.849	1:26.523	50.723	153.8	3:23.095	1	3:05.153	47.758			145.2	3:05.153
2	3:01.458	52.982	1:20.343	48.133	172.0	6:24.553	2	2:55.825	51.900			182.7	6:00.978
3	3:00.122	51.970	1:19.708	48.444	186.5	9:24.675	3	2:53.528	50.818	1:16.114	46.596	197.4	8:54.506
4	2:56.718	51.002	1:18.734	46.982	188.2	12:21.393	4	3:02.697	52.039	1:24.340	46.318	183.1	11:57.203
5	2:56.079	50.901	1:18.657	46.521	185.9	15:17.472	5	2:51.214	50.579	1:15.489	45.146	192.9	14:48.417
6	2:55.175	50.854	1:17.683	46.638	177.6	18:12.647	6	2:53.250	50.777	1:16.014	46.459	191.5	17:41.667
7	2:57.443	51.335	1:17.313	48.795	193.5	21:10.090	7	2:54.573	50.044	1:17.071	47.458	191.5	20:36.240
8	2:54.960	51.243	1:17.735	45.982	183.1	24:05.050	8	2:53.987	51.176	1:17.101	45.710	191.8	23:30.227
9	2:55.915	51.183	1:18.311	46.421	192.2	27:00.965	9	2:51.445	50.159	1:15.281	46.005	191.8	26:21.672
10	2:57.976	51.744	1:17.692	48.540	186.2	29:58.941	10	2:53.676	51.315	1:16.004	46.357	186.5	29:15.348
11	2:56.148	51.106	1:18.101	46.941	190.8	32:55.089	11	2:54.210	50.675	1:15.916	47.619	188.8	32:09.558
13 Steven MCMMASTER Steven McMaster													
1	3:18.207	1:02.892	1:24.270	51.045	174.8	3:18.207	1	3:24.721	1:06.647	1:30.381	47.693	161.4	3:24.721
2	2:58.280	51.766	1:18.286	48.228	188.2	6:16.487	2	3:00.136	52.606	1:19.817	47.713	190.1	6:24.857
3	2:59.658	52.793	1:19.472	47.393	173.1	9:16.145	3	2:58.969	52.323	1:20.304	46.342	187.5	9:23.826
4	2:51.942	51.486	1:15.015	45.441	182.4	12:08.087	4	2:56.754	51.684	1:18.702	46.368	187.2	12:20.580
5	2:52.693	51.400	1:15.144	46.149	184.9	15:00.780	5	2:56.208	51.818	1:18.351	46.039	185.6	15:16.788
6	2:58.478	52.726	1:17.283	48.469	168.5	17:59.258	6	2:55.389	51.323	1:17.642	46.424	188.5	18:12.177
7	2:54.225	52.208	1:15.496	46.521	183.1	20:53.483	7	2:57.249	51.116	1:17.433	48.700	191.5	21:09.426
8	2:55.869	51.400	1:16.622	47.847	180.3	23:49.352	8	2:55.010	51.450	1:16.939	46.621	171.7	24:04.436
9	2:54.818	51.078	1:16.896	46.844	195.3	26:44.170	9	2:54.325	51.120	1:16.482	46.723	194.2	26:58.761
10	2:54.468	50.629	1:18.360	45.479	193.2	29:38.638	10	3:08.254	51.294	1:25.552	51.408	188.8	30:07.015
11	2:50.792	50.294	1:14.808	45.690	191.8	32:29.430							
17 Steven ROBERTSON Steven Robertson													
1	3:14.787	56.833	1:28.416	49.538	139.4	3:14.787	1	3:43.720	1:32.849	1:23.922	46.949	154.3	3:43.720
2	3:01.977	52.506	1:21.320	48.151	188.5	6:16.764	2	2:58.140	52.686	1:18.611	46.843	182.1	6:41.860
3	2:58.884	54.033	1:18.418	46.433	191.5	9:15.648	3	2:56.578	52.515	1:17.672	46.391	184.3	9:38.438
4	2:56.194	52.163	1:18.147	45.884	176.2	12:11.842	4	2:55.577	51.895	1:17.543	46.139	187.2	12:34.015
5	2:55.374	51.383	1:17.949	46.042	195.3	15:07.216	5	2:55.628	50.906	1:19.071	45.651	186.5	15:29.643
6	2:55.457	51.490	1:17.905	46.062	192.2	18:02.673	6	2:54.546	51.163	1:17.190	46.193	186.2	18:24.189
7	2:53.609	51.266	1:16.472	45.871	190.5	20:56.282	7	2:52.925	50.358	1:16.744	45.823	186.5	21:17.114
8	2:54.757	50.965	1:17.621	46.171	191.2	23:51.039	8	2:53.845	50.339	1:17.330	46.176	198.2	24:10.959
9	2:54.211	51.245	1:16.669	46.297	187.5	26:45.250	9	2:52.508	50.565	1:16.043	45.900	193.5	27:03.467
10	2:53.156	50.617	1:17.006	45.533	188.5	29:38.406	10	2:55.165	50.119	1:17.720	47.326	197.4	29:58.632
11	2:51.911	50.481	1:15.998	45.432	190.8	32:30.317	11	2:52.901	50.884	1:16.353	45.664	188.5	32:51.533
19 Mark GIBSON Mark Gibson													
1	3:32.443	1:17.741	1:24.438	50.264	166.2	3:32.443	1	3:37.163	1:26.975	1:20.936	49.252	169.0	3:37.163
2	3:03.709	53.989	1:20.035	49.685	187.2	6:36.152	2	2:57.636	52.586	1:17.271	47.779	181.8	6:34.799
3	2:56.564	52.084	1:18.263	46.217	181.5	9:32.716	3	2:57.421	51.830	1:18.360	47.231	186.9	9:32.220
4	2:59.996	54.358	1:19.200	46.438	184.6	12:32.712	4	2:57.471	53.754	1:17.844	45.873	188.5	12:29.691
5	2:57.691	51.487	1:19.391	46.813	172.5	15:30.403	5	2:54.435	51.455	1:16.412	46.568	191.5	15:24.126
6	2:55.406	52.155	1:16.930	46.321	188.2	18:25.809	6	2:52.185	50.494	1:15.665	46.026	188.5	18:16.311
7	2:56.282	51.547	1:18.391	46.344	185.9	21:22.091	7	2:53.351	51.375	1:15.271	46.705	183.4	21:09.662
8	2:55.158	52.013	1:16.739	46.406	184.6	24:17.249	8	2:53.862	51.080	1:16.075	46.707	185.6	24:03.524
9	2:55.054	51.785	1:16.999	46.270	186.2	27:12.303	9	2:54.196	51.398	1:16.642	46.156	193.9	26:57.720
10	2:54.937	51.871	1:16.310	46.756	194.9	30:07.240	10	2:57.417	51.800	1:17.829	47.788	181.8	29:55.137
							11	2:59.822	54.725	1:16.926	48.171	171.7	32:54.959
22 Glenn BURTENSCHAW Glenn Burtenshaw													
1	3:05.153					3:05.153	1	3:05.153	47.758			145.2	3:05.153
2	2:55.825	51.900				6:00.978	2	2:55.825	51.900			182.7	6:00.978
3	2:53.528	50.818	1:16.114	46.596	197.4	8:54.506	3	2:53.528	50.818	1:16.114	46.596	197.4	8:54.506
4	3:02.697	52.039	1:24.340	46.318	183.1	11:57.203	4	3:02.697	52.039	1:24.340	46.318	183.1	11:57.203
5	2:51.214	50.579	1:15.489	45.146	192.9	14:48.417	5	2:51.214	50.579	1:15.489	45.146	192.9	14:48.417
6	2:53.250	50.777	1:16.014	46.459	191.5	17:41.667	6	2:53.250	50.777	1:16.014	46.459	191.5	17:41.667
7	2:54.573	50.044	1:17.071	47.458	191.5	20:36.240	7	2:54.573	50.044	1:17.071	47.458	191.5	20:36.240
8	2:53.987	51.176	1:17.101	45.710	191.8	23:30.227	8	2:53.987	51.176	1:17.101	45.710	191.8	23:30.227
9	2:51.445	50.159	1:15.281	46.005	191.8	26:21.672	9	2:51.445	50.159	1:15.281	46.005	191.8	26:21.672
10	2:53.676	51.315	1:16.004	46.357	186.5	29:15.348	10	2:53.676	51.315	1:16.004	46.357	186.5	29:15.348
11	2:54.210	50.675	1:15.916	47.619	188.8	32:09.558	11	2:54.210	50.675	1:15.916	47.619	188.8	32:09.558
23 Richard VALE Richard Vale													
1	3:24.721	1:06.647	1:30.381	47.693	161.4	3:24.721	1	3:24.721	1:06.647	1:30.381	47.693	161.4	3:24.721
2	3:00.136	52.606	1:19.817	47.713	190.1	6:24.857	2	3:00.136	52.606	1:19.817	47.713	190.1	6:24.857
3	2:58.969	52.323	1:20.304	46.342	187.5	9:23.826	3	2:58.969	52.323	1:20.304	46.342	187.5	9:23.826
4	2:56.754	51.684	1:18.702	46.368	187.2	12:20.580	4	2:56.754	51.684	1:18.702	46.368	187.2	12:20.580
5	2:56.208	51.818	1:18.351	46.039	185.6	15:16.788	5	2:56.208	51.818	1:18.351	46.039	185.6	15:16.788
6	2:55.389	51.323	1:17.642	46.424	188.5	18:12.177	6	2:55.389	51.323	1:17.642	46.424	188.5	18:12.177
7	2:57.249	51.116	1:17.433	48.700	191.5	21:09.426	7	2:57.249	51.116	1:17.433	48.700	191.5	21:09.426
8	2:55.010	51.450	1:16.939	46.621	171.7	24:04.436	8	2:55.010	51.450	1:16.939	46.621	171.7	24:04.436
9	2:54.325	51.120	1:16.482	46.723	194.2	26:58.761	9	2:54.325	51.120	1:16.482	46.723	194.2	26:58.761
10	3:08.254	51.294	1:25.552	51.408	188.8	30:07.015	10	3:08.254	51.294	1:25.552	51.408	188.8	30:07.015
25 Joel DOHERTY Rockey Racing													
1	3:43.720	1:32.849	1:23.922	46.949	154.3	3:43.720	1	3:43.720	1:32.849	1:23.922	46.949	154.3	3:43.720
2	2:58.140	52.686	1:18.611	46.843	182.1	6:41.860	2	2:58.140	52.686	1:18.611	46.843	182.1	6:41.860
3	2:56.578	52.515	1:17.672	46.391	184.3	9:38.438	3	2:56.578	52.515	1:17.672	46.391	184.3	9:38.438
4	2:55.577	51.895	1:17.543	46.139	187.2	12:34.015	4	2:55.577	51.895	1:17.543	46.139	187.2	12:34.015
5													




CATERHAM GRADUATES SPA RACING FESTIVAL QUALIFYING

Analysis

■ Personal Best
 ■ Session Best
 ■ Crossing the finish line in pit lane

Lap	Time	Sector 1	Sector 2	Sector 3	T. Spd	Elapsed	Lap	Time	Sector 1	Sector 2	Sector 3	T. Spd	Elapsed
46 Mike EVANS LFP Motorsport							2	3:01.307	51.838	1:20.948	48.521	185.2	6:17.764
1	4:10.924	1:56.345	1:22.775	51.804	95.6	4:10.924	3	3:01.544	53.211	1:20.494	47.839	187.5	9:19.308
2	2:52.898	50.178	1:16.045	46.675	190.8	7:03.822	4	2:56.972	51.631	1:18.723	46.618	187.2	12:16.280
3	2:57.566	53.284	1:17.853	46.429	192.2	10:01.388	5	2:58.376	51.316	1:19.645	47.415	192.5	15:14.656
4	2:51.914	49.367	1:16.656	45.891	190.1	12:53.302	6	2:57.226	50.767	1:19.059	47.400	191.2	18:11.882
5	2:51.983	50.471	1:16.401	45.111	181.8	15:45.285	7	3:05.841	57.283	1:20.741	47.817	177.3	21:17.723
6	2:50.221	49.375	1:15.634	45.212	193.9	18:35.506	8	2:57.007	51.362	1:18.414	47.231	189.1	24:14.730
7	2:55.835	50.575	1:18.036	47.224	193.2	21:31.341	9	2:56.302	51.235	1:17.372	47.695	187.5	27:11.032
8	2:50.180	49.649	1:15.135	45.396	194.2	24:21.521	10	3:05.963	53.902	1:21.990	50.071	194.9	30:16.995
9	2:50.079	49.993	1:14.924	45.162	192.9	27:11.600							
10	2:56.004	50.166	1:16.212	49.626	193.2	30:07.604							
47 Julian VIGGARS McMillan Motorsport													
1	3:00.834	49.008	1:23.784	48.042	147.1	3:00.834							
2	2:59.590	52.758	1:19.353	47.479	176.5	6:00.424							
3	2:55.034	51.340	1:16.684	47.010	190.8	8:55.458							
4	3:00.938	51.577	1:16.788	52.573	189.1	11:56.396							
5	2:54.137	51.622	1:16.699	45.816	187.2	14:50.533							
6	2:54.014	50.765	1:17.425	45.824	191.5	17:44.547							
7	2:53.090	50.670	1:15.368	47.052	191.8	20:37.637							
8	2:53.216	51.386	1:16.316	45.514	195.3	23:30.853							
9	2:51.768	50.265	1:16.014	45.489	198.5	26:22.621							
10	2:52.583	50.144	1:15.781	46.658	190.1	29:15.204							
11	2:54.699	50.728	1:16.447	47.524	191.5	32:09.903							
48 Andrew JOHNSON Andrew Johnson													
1	3:01.218	46.665	1:23.390	51.163	151.7	3:01.218							
2	3:00.215	53.906	1:19.106	47.203	178.2	6:01.433							
3	2:55.866	52.175	1:17.326	46.365	191.2	8:57.299							
4	2:56.489	52.467	1:17.179	46.843	188.5	11:53.788							
5	2:56.380	52.542	1:17.440	46.398	187.2	14:50.168							
6	2:57.505	53.216	1:17.811	46.478	190.8	17:47.673							
7	3:00.398	52.159	1:18.322	49.917	189.1	20:48.071							
8	3:24.281	57.823	1:28.894	57.564	150.8	24:12.352							
9	2:55.899	52.200	1:16.782	46.917	193.2	27:08.251							
10	3:07.338	52.161	1:21.463	53.714	188.2	30:15.589							
49 Bill SCOTT Bill Scott													
1	3:20.350	1:05.011	1:24.246	51.093	172.8	3:20.350							
2	3:04.010	53.220	1:21.881	48.909	166.7	6:24.360							
3	3:04.350	53.935	1:20.113	50.302	182.7	9:28.710							
4	3:02.647	53.915	1:21.006	47.726	177.9	12:31.357							
5	3:00.812	52.529	1:20.957	47.326	184.9	15:32.169							
6	2:59.689	52.925	1:19.166	47.598	184.3	18:31.858							
7	3:01.324	52.962	1:20.827	47.535	183.7	21:33.182							
8	2:59.502	51.919	1:19.595	47.988	185.6	24:32.684							
9	3:04.263	56.260	1:19.202	48.801	181.2	27:36.947							
10	3:00.758	54.735	1:18.460	47.563	183.4	30:37.705							
52 Michael DOWNING Michael Downing													
1	3:16.457	56.561	1:29.622	50.274	128.3	3:16.457							
53 Barry WHITE Rockey Racing							2	3:01.307	51.838	1:20.948	48.521	185.2	6:17.764
							3	3:01.544	53.211	1:20.494	47.839	187.5	9:19.308
							4	2:56.972	51.631	1:18.723	46.618	187.2	12:16.280
							5	2:58.376	51.316	1:19.645	47.415	192.5	15:14.656
							6	2:57.226	50.767	1:19.059	47.400	191.2	18:11.882
							7	3:05.841	57.283	1:20.741	47.817	177.3	21:17.723
							8	2:57.007	51.362	1:18.414	47.231	189.1	24:14.730
							9	2:56.302	51.235	1:17.372	47.695	187.5	27:11.032
							10	3:05.963	53.902	1:21.990	50.071	194.9	30:16.995
55 Ryan SCARRATT Ryan Scarratt							1	3:47.116	1:32.597	1:26.111	48.408	145.0	3:47.116
							2	2:58.969	52.907	1:19.640	46.422	175.3	6:46.085
							3	2:56.118	51.654	1:18.451	46.013	186.5	9:42.203
							4	2:54.954	50.905	1:17.504	46.545	189.1	12:37.157
							5	2:53.476	50.948	1:17.088	45.440	186.5	15:30.633
							6	2:52.051	50.128	1:16.045	45.878	194.6	18:22.684
							7	2:53.748	51.482	1:16.009	46.257	183.1	21:16.432
							8	2:55.087	51.031	1:17.666	46.390	182.7	24:11.519
							9	2:53.300	50.498	1:16.755	46.047	193.5	27:04.819
							10	2:54.489	50.619	1:16.579	47.291	189.1	29:59.308
							11	2:53.766	50.787	1:16.951	46.028	191.2	32:53.074
59 Adam CROFT CTS Motorsport							1	3:31.792	1:14.378	1:26.598	50.816	156.1	3:31.792
							2	3:00.241	52.740	1:20.371	47.130	187.2	6:32.033
							3	2:58.779	52.964	1:18.522	47.293	186.5	9:30.812
							4	3:14.479	1:01.725	1:20.612	52.142	96.6	12:45.291
							5	3:00.831	54.363	1:19.383	47.085	179.4	15:46.122
							6	2:57.554	51.703	1:18.908	46.943	190.1	18:43.676
							7	2:58.505	52.102	1:19.056	47.347	185.6	21:42.181
							8	2:55.886	52.128	1:17.300	46.458	187.8	24:38.067
							9	2:57.830	52.789	1:17.638	47.403	187.5	27:35.897
							10	3:03.306	52.908	1:22.538	47.860	185.9	30:39.203
67 Rob WATTS UPE Motorsport							1	3:12.946	59.303	1:26.221	47.422	153.0	3:12.946
							2	2:59.871	50.502	1:21.197	48.172	191.5	6:12.817
							3	2:52.247	50.601	1:15.915	45.731	192.2	9:05.064
							4	2:53.008	50.226	1:16.284	46.498	183.4	11:58.072





**CATERHAM GRADUATES
SPA RACING FESTIVAL
QUALIFYING**

Analysis

■ Personal Best ■ Session Best B Crossing the finish line in pit lane

Lap	Time	Sector 1	Sector 2	Sector 3	T. Spd	Elapsed	Lap	Time	Sector 1	Sector 2	Sector 3	T. Spd	Elapsed
5	2:51.580	49.896	1:16.178	45.506	191.2	14:49.652	8	2:59.691	51.104	1:20.705	47.882	163.4	23:39.096
6	2:52.596	51.540	1:15.231	45.825	195.3	17:42.248	9	2:53.059	50.300	1:16.949	45.810	190.8	26:32.155
7	2:54.982	49.567	1:17.254	48.161	186.5	20:37.230	10	2:54.056	50.630	1:16.859	46.567	185.6	29:26.211
8	2:59.933	52.412	1:19.763	47.758	159.1	23:37.163	11	2:56.562	51.401	1:17.754	47.407	183.1	32:22.773
9	2:50.394	49.976	1:14.675	45.743	194.6	26:27.557							
10	2:49.162	49.672	1:14.172	45.318	195.3	29:16.719							
11	2:49.937	49.180	1:14.538	46.219	193.9	32:06.656							

68 **Dave BULLOCK**
UPE Motorsport

1	3:27.119	1:11.384	1:26.913	48.822	159.5	3:27.119
2	2:58.423	51.986	1:18.615	47.822	189.1	6:25.542
3	3:18.034	52.353	1:20.281	1:05.400	184.9	9:43.576
4	3:40.486	1:32.653	1:20.447	47.386	179.7	13:24.062
5	2:55.408	51.907	1:17.062	46.439	186.9	16:19.470
6	2:56.399	52.328	1:17.450	46.621	185.2	19:15.869
7	2:55.213	51.416	1:17.094	46.703	186.2	22:11.082
8	3:00.030	52.334	1:18.853	48.843	184.3	25:11.112
9	2:55.886	51.094	1:16.522	48.270	185.9	28:06.998
10	3:01.669	52.794	1:18.807	50.068	184.9	31:08.667

69 **Jon CURRY**
CTS Motorsport

1	3:41.889	1:31.048	1:23.969	46.872	163.9	3:41.889
2	2:55.602	51.935	1:17.064	46.603	183.4	6:37.491
3	2:53.816	50.657	1:17.180	45.979	192.5	9:31.307
4	2:57.810	53.390	1:18.407	46.013	185.2	12:29.117
5	2:53.128	50.847	1:16.141	46.140	189.5	15:22.245
6	2:54.229	51.122	1:16.474	46.633	185.6	18:16.474
7	2:54.595	52.294	1:15.610	46.691	191.5	21:11.069
8	2:52.974	50.993	1:16.064	45.917	194.6	24:04.043
9	2:54.499	50.622	1:16.445	47.432	189.1	26:58.542
10	2:57.248	51.099	1:16.501	49.648	195.7	29:55.790
11	2:54.297	51.748	1:16.543	46.006	189.8	32:50.087

71 **James ELVERY**
UPE Motorsport

1	3:29.249	1:12.909	1:26.488	49.852	155.2	3:29.249
2	3:01.104	52.510	1:21.500	47.094	187.5	6:30.353
3	2:59.968	52.775	1:19.137	48.056	189.8	9:30.321
4	3:01.663	53.711	1:20.536	47.416	190.1	12:31.984
5	3:02.577	52.035	1:23.494	47.048	172.5	15:34.561
6	2:58.840	52.695	1:19.446	46.699	191.8	18:33.401
7	2:56.968	51.141	1:18.731	47.096	189.1	21:30.369
8	2:55.733	50.933	1:17.951	46.849	198.2	24:26.102
9	2:59.536	51.352	1:19.399	48.785	191.5	27:25.638
10	3:05.160	51.629	1:24.738	48.793	168.2	30:30.798

72 **Andrew WHITTON**
Andrew Whitton

1	3:08.101	54.601	1:23.970	49.530	151.0	3:08.101
2	3:02.158	53.109	1:22.099	46.950	153.0	6:10.259
3	2:55.506	51.638	1:18.119	45.749	188.2	9:05.765
4	2:53.226	50.139	1:17.218	45.869	185.6	11:58.991
5	2:52.649	49.833	1:17.237	45.579	189.8	14:51.640
6	2:54.138	49.593	1:17.920	46.625	197.4	17:45.778
7	2:53.627	50.105	1:17.146	46.376	195.3	20:39.405

73 **Mark DAVIES**
Mark Davies

1	3:13.690	56.028	1:27.395	50.267	135.8	3:13.690
2	3:01.658	52.344	1:20.061	49.253	182.1	6:15.348
3	3:01.183	51.252	1:21.872	48.059	177.0	9:16.531
4	2:58.694	52.650	1:18.281	47.763	178.5	12:15.225
5	2:56.824	51.728	1:18.535	46.561	181.2	15:12.049
6	2:57.078	51.538	1:19.131	46.409	187.5	18:09.127
7	2:56.404	51.691	1:17.890	46.823	187.8	21:05.531
8	4:11.355	52.005	1:21.317	1:58.033	180.6	25:16.886
9	3:11.990	1:07.582	1:17.632	46.776	179.4	28:28.876
10	2:56.584	51.298	1:18.325	46.961	188.2	31:25.460

74 **James BEARDWELL**
UPE Motorsport

1	3:12.064	59.014	1:24.968	48.082	153.2	3:12.064
2	2:59.771	50.495	1:21.729	47.547	177.0	6:11.835
3	2:52.765	50.410	1:16.287	46.068	189.8	9:04.600
4	2:51.678	50.492	1:16.147	45.039	190.1	11:56.278
5	2:50.519	50.087	1:15.148	45.284	186.9	14:46.797
6	2:51.600	49.664	1:16.525	45.411	192.5	17:38.397
7	2:58.918	50.751	1:14.903	53.264	187.2	20:37.315
8	3:00.615	52.648	1:20.324	47.643	163.4	23:37.930
9	2:51.010	51.207	1:15.229	44.574	192.5	26:28.940
10	2:49.399	49.153	1:14.996	45.250	193.9	29:18.339
11	2:51.308	49.043	1:15.579	46.686	196.0	32:09.647


78 **Peter REYNOLDS**
CTS Motorsport

1	4:12.654	1:59.868	1:22.281	50.505	93.2	4:12.654
2	2:54.416	51.652	1:16.889	45.875	189.5	7:07.070
3	2:55.641	52.328	1:16.599	46.714	191.8	10:02.711
4	2:51.648	50.329	1:16.074	45.245	192.5	12:54.359
5	2:52.406	49.990	1:17.267	45.149	189.8	15:46.765
6	2:51.272	50.147	1:15.864	45.261	194.2	18:38.037
7	2:55.083	49.758	1:18.338	46.987	193.2	21:33.120
8	2:51.620	50.320	1:16.207	45.093	194.2	24:24.740
9	2:50.938	49.982	1:15.888	45.068	193.5	27:15.678
10	2:53.771	49.874	1:17.533	46.364	195.3	30:09.449

79 **John Shival**
UPE Motorsport

1	3:25.788	1:10.403	1:27.044	48.341	162.7	3:25.788
2	2:57.200	51.621	1:18.687	46.892	190.1	6:22.988
3	2:56.989	52.379	1:17.468	47.142	193.5	9:19.977
4	2:54.259	51.369	1:17.271	45.619	193.9	12:14.236
5	2:54.150	51.512	1:16.803	45.835	193.9	15:08.386
6	2:53.585	50.453	1:16.951	46.181	185.9	18:01.971
7	2:52.680	50.251	1:16.191	46.238	192.5	20:54.651
8	2:52.938	50.119	1:15.649	47.170	189.5	23:47.589
9	2:55.131	51.338	1:17.378	46.415	178.2	26:42.720
10	2:53.180	51.111	1:15.663	46.406	189.1	29:35.900





**CATERHAM GRADUATES
SPA RACING FESTIVAL
QUALIFYING**

Analysis

■ Personal Best ■ Session Best B Crossing the finish line in pit lane

Lap	Time	Sector 1	Sector 2	Sector 3	T. Spd	Elapsed
11	2:55.096	51.580	1:16.053	47.463	184.6	32:30.996

89 **Tim CHILD**
UPE Motorsport

1	3:23.785	1:09.345	1:24.693	49.747	162.4	3:23.785
2	2:58.730	52.399	1:19.552	46.779	188.2	6:22.515
3	2:57.106	51.293	1:18.524	47.289	178.8	9:19.621
4	2:54.112	50.111	1:17.942	46.059	193.2	12:13.733
5	2:53.840	51.553	1:16.477	45.810	193.5	15:07.573
6	2:54.401	50.814	1:16.661	46.926	189.1	18:01.974
7	2:52.950	50.531	1:16.468	45.951	185.6	20:54.924
8	2:53.793	50.204	1:16.609	46.980	181.8	23:48.717
9	2:59.526	49.950	1:17.084	52.492	189.8	26:48.243
10	2:52.593	50.653	1:16.393	45.547	192.5	29:40.836
11	2:51.554	50.317	1:16.166	45.071	193.2	32:32.390

93 **Matt TOPHAM**
LFP Motorsport

1	4:09.592	1:53.751	1:24.168	51.673	96.2	4:09.592
2	2:55.526	51.697	1:16.964	46.865	186.5	7:05.118
3	2:55.075	51.293	1:18.039	45.743	190.8	10:00.193
4	2:53.662	50.587	1:17.228	45.847	190.5	12:53.855
5	2:50.837	49.875	1:15.487	45.475	194.6	15:44.692
6	2:50.956	50.125	1:15.776	45.055	188.2	18:35.648
7	2:53.835	50.503	1:17.329	46.003	197.1	21:29.483
8	2:53.281	50.571	1:16.553	46.157	192.5	24:22.764
9	2:51.577	49.910	1:16.065	45.602	195.7	27:14.341
10	2:54.459	50.310	1:17.482	46.667	194.6	30:08.800

94 **Aman UPPAL**
LFP Motorsport

1	4:07.169	1:49.854	1:27.733	49.582	111.9	4:07.169
2	2:57.256	52.965	1:17.768	46.523	189.1	7:04.425
3	2:57.774	52.938	1:18.066	46.770	194.9	10:02.199
4	2:55.311	50.850	1:18.608	45.853	192.5	12:57.510
5	2:53.327	50.909	1:16.318	46.100	193.9	15:50.837
6	2:55.193	51.032	1:17.081	47.080	192.5	18:46.030
7	2:55.284	51.451	1:17.215	46.618	192.9	21:41.314
8	2:54.658	50.959	1:17.252	46.447	192.5	24:35.972
9	3:32.664	1:01.893	1:27.443	1:03.328	153.6	28:08.636
10	2:57.717	51.536	1:17.844	48.337	190.8	31:06.353

97 **Simon CASSEY**
CTS Motorsport

1	3:50.062	1:30.955	1:27.152	51.955	133.5	3:50.062
2	3:14.039	56.674	1:25.832	51.533	154.9	7:04.101
3	3:12.181	56.017	1:24.397	51.767	171.7	10:16.282
4	3:13.282	56.657	1:25.810	50.815	146.9	13:29.564
5	3:11.296	55.016	1:24.995	51.285	163.4	16:40.860
6	3:09.355	55.507	1:24.166	49.682	147.9	19:50.215
7	3:10.570	56.216	1:24.555	49.799	163.9	23:00.785
8	3:09.045	55.668	1:23.982	49.395	163.1	26:09.830
9	3:08.918	54.997	1:24.042	49.879	169.0	29:18.748
10	3:06.529	54.356	1:22.800	49.373	175.9	32:25.277

101 **Declan DOLAN**
Declan Dolan

Lap	Time	Sector 1	Sector 2	Sector 3	T. Spd	Elapsed
1	3:03.246	47.252	1:26.086	49.908	157.2	3:03.246
2	2:56.092	52.188	1:17.871	46.033	177.6	5:59.338
3	2:54.190	51.437	1:16.220	46.533	189.5	8:53.528
4	2:54.760	51.777	1:16.106	46.877	185.6	11:48.288
5	2:57.287	51.446	1:19.162	46.679	185.6	14:45.575
6	2:57.951	50.127	1:19.362	48.462	189.8	17:43.526
7	2:53.016	50.499	1:16.137	46.380	194.6	20:36.542
8	2:56.170	50.517	1:19.753	45.900	197.1	23:32.712
9	2:52.572	50.832	1:15.988	45.752	193.5	26:25.284
10	2:52.814	50.413	1:15.478	46.923	193.9	29:18.098
11	2:52.587	50.126	1:16.060	46.401	195.7	32:10.685

103 **Roger FORD**
Roger Ford

1	3:21.541	1:07.104	1:25.520	48.917	169.5	3:21.541
2	2:59.679	51.920	1:19.871	47.888	188.8	6:21.220
3	2:57.904	52.198	1:18.562	47.144	184.6	9:19.124
4	2:56.026	51.781	1:17.280	46.965	188.2	12:15.150
5	2:57.902	51.734	1:18.281	47.887	193.5	15:13.052
6	2:57.077	52.117	1:17.853	47.107	185.6	18:10.129
7	3:02.295	51.957	1:18.426	51.912	186.5	21:12.424
8	2:57.544	51.528	1:18.125	47.891	189.5	24:09.968
9	2:55.340	51.633	1:16.900	46.807	185.2	27:05.308
10	2:55.149	50.927	1:16.886	47.336	191.2	30:00.457

104 **Christopher Kim RAYMENT**
Christopher Kim Rayment

1	3:06.368	52.450	1:24.265	49.653	157.7	3:06.368
2	3:09.977	53.874	1:23.656	52.447	190.1	6:16.345
3	4:02.270B	1:09.645	1:39.624	1:13.001	139.0	10:18.615
4	18:39.927	...	1:30.011	53.329	140.1	28:58.542
5	3:13.995	57.197	1:22.383	54.415	180.0	32:12.537


106 **Mark JONES**
Rockey Racing

1	3:43.399	1:29.724	1:25.894	47.781	149.6	3:43.399
2	2:59.143	53.432	1:19.136	46.575	187.2	6:42.542
3	2:56.764	52.223	1:17.870	46.671	191.8	9:39.306
4	2:58.575	52.545	1:18.523	47.507	189.8	12:37.881
5	2:56.978	51.818	1:18.065	47.095	190.1	15:34.859
6	3:00.494	52.617	1:19.484	48.393	179.1	18:35.353
7	2:58.419	52.651	1:18.497	47.271	186.9	21:33.772
8	2:54.846	51.347	1:17.419	46.080	195.7	24:28.618
9	2:56.070	51.711	1:17.137	47.222	191.8	27:24.688
10	2:56.716	52.286	1:17.888	46.542	180.9	30:21.404

108 **Neil STURGESS**
Neil Sturges

1	3:54.890B	1:29.375	1:25.343	1:00.172	153.0	3:54.890
2	3:33.351	1:23.198	1:21.174	48.979	179.7	7:28.241
3	3:02.471	53.826	1:20.107	48.538	184.3	10:30.712
4	2:59.314	52.777	1:19.026	47.511	186.5	13:30.026
5	2:59.695	52.453	1:19.488	47.754	184.9	16:29.721
6	2:59.222	52.803	1:19.287	47.132	185.2	19:28.943
7	2:59.326	52.227	1:19.009	48.090	185.2	22:28.269
8	2:59.295	52.480	1:18.962	47.853	181.8	25:27.564
9	3:00.005	52.775	1:19.400	47.830	182.7	28:27.569





**CATERHAM GRADUATES
SPA RACING FESTIVAL
QUALIFYING**

Analysis

■ Personal Best ■ Session Best B Crossing the finish line in pit lane

Lap	Time	Sector 1	Sector 2	Sector 3	T. Spd	Elapsed
10	2:58.854	52.620	1:19.459	46.775	181.8	31:26.423

114 **Andrew SKINNER**
Andrew Skinner

1	3:23.540	1:09.181	1:24.002	50.357	171.2	3:23.540
2	2:58.172	52.274	1:18.815	47.083	193.9	6:21.712
3	2:56.267	51.544	1:18.018	46.705	195.3	9:17.979
4	2:53.562	51.078	1:16.416	46.068	192.9	12:11.541
5	2:55.417	51.661	1:17.273	46.483	189.5	15:06.958
6	2:56.243	51.614	1:18.466	46.163	187.5	18:03.201
7	2:52.327	50.305	1:15.942	46.080	194.2	20:55.528
8	2:53.724	50.609	1:16.130	46.985	195.7	23:49.252
9	2:54.272	50.738	1:17.166	46.368	193.5	26:43.524
10	2:56.755	50.618	1:17.765	48.372	196.7	29:40.279
11	2:53.615	51.037	1:16.822	45.756	189.5	32:33.894

115 **David HEWITT**
David Hewitt

1	2:52.496	41.676	1:21.830	48.990	163.6	2:52.496
2	3:01.973	54.266	1:20.137	47.570	172.0	5:54.469
3	2:59.588	52.962	1:18.786	47.840	181.5	8:54.057
4	2:54.071	51.433	1:16.209	46.429	174.2	11:48.128
5	2:55.196	51.516	1:16.654	47.026	189.1	14:43.324
6	2:56.979	52.329	1:18.243	46.407	176.2	17:40.303
7	2:57.141	51.195	1:18.032	47.914	194.6	20:37.444
8	2:54.017	50.270	1:17.364	46.383	196.0	23:31.461
9	2:52.218	49.549	1:16.919	45.750	195.3	26:23.679
10	2:52.889	49.454	1:16.925	46.510	183.1	29:16.568
11	2:54.156	49.572	1:16.670	47.914	191.5	32:10.724

116 **LONGMAN-HARRISON**
Mark Harrison

1	3:09.043	55.595	1:24.132	49.316	144.4	3:09.043
2	3:09.346	51.274	1:26.899	51.173	193.5	6:18.389
3	2:58.600	52.940	1:18.751	46.909	189.8	9:16.989
4	2:52.149	50.769	1:16.058	45.322	186.5	12:09.138
5	3:02.361 B	51.022	1:16.129	55.210	190.5	15:11.499
6	5:57.630	3:47.493	1:21.343	48.794	185.6	21:09.129
7	3:01.689	53.408	1:20.961	47.320	184.6	24:10.818
8	3:00.077	52.628	1:19.302	48.147	192.9	27:10.895
9	3:00.492	53.190	1:20.030	47.272	190.5	30:11.387

117 **Kevin BARRETT**
Kevin Barrett

1	3:42.905	1:31.203	1:24.694	47.008	154.5	3:42.905
2	2:59.750	53.481	1:19.284	46.985	181.8	6:42.655
3	3:01.239	52.423	1:22.108	46.708	175.9	9:43.894
4	2:57.221	52.518	1:17.628	47.075	184.0	12:41.115
5	2:57.081	52.311	1:17.937	46.833	183.7	15:38.196
6	2:56.437	52.621	1:17.266	46.550	184.9	18:34.633
7	2:57.887	51.841	1:19.030	47.016	183.7	21:32.520
8	2:54.810	51.536	1:16.920	46.354	193.2	24:27.330
9	2:57.076	52.126	1:17.772	47.178	185.9	27:24.406
10	2:57.498	52.598	1:17.569	47.331	181.5	30:21.904

121 **Ben WINROW**
Ben Winrow

1	3:40.246	1:19.240	1:28.459	52.547	160.7	3:40.246
2	3:09.649	57.052	1:23.178	49.419	166.9	6:49.895
3	3:11.467	56.586	1:23.426	51.455	169.5	10:01.362

1	3:01.664	48.580	1:22.129	50.955	164.4	3:01.664
2	2:57.996	53.513	1:18.323	46.160	184.3	5:59.660
3	2:54.738	51.189	1:16.640	46.909	183.7	8:54.398
4	2:55.769	52.137	1:16.632	47.000	182.4	11:50.167
5	2:54.625	51.209	1:16.473	46.943	190.5	14:44.792
6	2:54.553	50.836	1:17.101	46.616	184.3	17:39.345
7	2:54.275	51.167	1:16.110	46.998	186.2	20:33.620
8	2:55.505	51.141	1:17.554	46.810	180.0	23:29.125
9	2:53.774	50.676	1:16.916	46.182	191.8	26:22.899
10	2:56.088	49.985	1:19.480	46.623	180.3	29:18.987
11	2:52.971	50.607	1:16.319	46.045	194.2	32:11.958

122 **Simon GRIFFITHS**
Simon Griffiths

1	3:02.854	49.230	1:23.323	50.301	154.3	3:02.854
2	2:57.155	52.290	1:17.421	47.444	190.8	6:00.009
3	2:55.022	50.901	1:16.836	47.285	187.5	8:55.031
4	2:54.868	51.375	1:16.486	47.007	187.8	11:49.899
5	2:54.450	51.578	1:16.705	46.167	196.7	14:44.349
6	2:54.865	51.141	1:17.022	46.702	185.9	17:39.214
7	2:59.840	51.348	1:16.814	51.678	180.6	20:39.054
8	2:54.656	51.107	1:17.544	46.005	183.1	23:33.710
9	2:54.651	51.872	1:16.637	46.142	188.8	26:28.361
10	2:52.495	50.092	1:16.196	46.207	197.4	29:20.856
11	2:54.948	51.957	1:16.617	46.374	187.2	32:15.804

124 **Andy MOLSON**
Rockey Racing

1	3:48.269	1:32.902	1:26.171	49.196	145.4	3:48.269
2	2:59.524	52.739	1:19.543	47.242	183.1	6:47.793
3	2:58.763	52.965	1:18.735	47.063	180.0	9:46.556
4	2:57.146	52.718	1:17.394	47.034	180.0	12:43.702
5	2:56.379	52.712	1:16.768	46.899	180.6	15:40.081
6	2:54.972	52.033	1:16.651	46.288	183.4	18:35.053
7	2:59.339	51.855	1:18.957	48.527	190.5	21:34.392
8	2:55.978	51.478	1:17.795	46.705	190.1	24:30.370
9	2:56.434	52.506	1:16.753	47.175	180.3	27:26.804
10	2:57.039	52.295	1:17.753	46.991	182.7	30:23.843


143 **David MORRIS**
David Morris

1	3:49.302	1:31.413	1:27.141	50.748	147.1	3:49.302
2	3:07.484	55.678	1:22.360	49.446	170.6	6:56.786
3	3:07.070	55.269	1:21.447	50.354	171.4	10:03.856
4	3:05.908	54.436	1:22.013	49.459	178.2	13:09.764
5	3:07.531	55.762	1:20.796	50.973	171.4	16:17.295
6	3:04.779	55.166	1:19.865	49.748	180.3	19:22.074
7	3:05.540	55.192	1:20.087	50.261	169.8	22:27.614
8	3:04.847	55.319	1:20.011	49.517	171.2	25:32.461
9	3:04.271	54.646	1:20.048	49.577	172.2	28:36.732
10	3:05.735	55.375	1:20.577	49.783	168.5	31:42.467

151 **Robert WINROW**
Robert Winrow

1	3:40.246	1:19.240	1:28.459	52.547	160.7	3:40.246
2	3:09.649	57.052	1:23.178	49.419	166.9	6:49.895
3	3:11.467	56.586	1:23.426	51.455	169.5	10:01.362





**CATERHAM GRADUATES
SPA RACING FESTIVAL
QUALIFYING**

Analysis

■ Personal Best ■ Session Best B Crossing the finish line in pit lane

Lap	Time	Sector 1	Sector 2	Sector 3	T. Spd	Elapsed
4	3:09.013	55.469	1:23.340	50.204	175.0	13:10.375
5	3:07.489	55.306	1:22.314	49.869	166.4	16:17.864
6	3:07.700	56.105	1:21.464	50.131	175.6	19:25.564
7	3:07.143	56.402	1:20.986	49.755	174.2	22:32.707
8	3:08.324	56.109	1:21.340	50.875	169.3	25:41.031
9	3:10.629	57.604	1:21.904	51.121	167.7	28:51.660
10	3:08.646	55.543	1:22.376	50.727	168.0	32:00.306

171 **Graeme SMITH**
Graeme Smith

1	3:00.414	43.462	1:23.716	53.236	155.4	3:00.414
2	3:09.896	55.617	1:22.619	51.660	172.0	6:10.310
3	3:08.732	55.624	1:22.439	50.669	172.2	9:19.042
4	3:09.410	55.616	1:22.132	51.662	169.3	12:28.452
5	3:09.715	55.724	1:23.046	50.945	171.4	15:38.167
6	3:08.959	55.725	1:22.593	50.641	167.4	18:47.126
7	3:20.756	57.715	1:23.145	59.896	156.5	22:07.882
8	3:33.017	57.751	1:32.955	1:02.311	161.0	25:40.899
9	3:11.788	57.947	1:22.642	51.199	168.2	28:52.687
10	3:10.793	56.541	1:22.301	51.951	162.9	32:03.480

172 **Robin WEBB**
Robin Webb

1	3:03.071	45.025	1:23.906	54.140	153.4	3:03.071
2	3:13.457	57.206	1:24.844	51.407	166.9	6:16.528
3	3:12.898	57.067	1:24.358	51.473	169.3	9:29.426
4	3:13.099	58.283	1:23.824	50.992	171.4	12:42.525
5	3:12.866	57.277	1:24.536	51.053	164.1	15:55.391
6	3:13.895	58.034	1:23.563	52.298	157.7	19:09.286
7	3:18.853	1:00.452	1:24.628	53.773	145.9	22:28.139
8	3:12.148	56.324	1:23.198	52.626	168.2	25:40.287
9	3:12.756	58.596	1:22.928	51.232	161.0	28:53.043
10	3:09.947	56.171	1:22.847	50.929	161.7	32:02.990

176 **Mark CARTER**
Mark Carter

1	3:00.898	42.859	1:25.553	52.486	147.9	3:00.898
2	3:14.382	57.722	1:25.322	51.338	162.9	6:15.280
3	3:12.730	57.125	1:23.628	51.977	169.8	9:28.010
4	3:14.411	57.808	1:24.336	52.267	166.7	12:42.421
5	3:13.453	57.489	1:23.970	51.994	168.7	15:55.874
6	3:13.769	57.665	1:24.139	51.965	155.2	19:09.643
7	3:16.245	58.966	1:24.597	52.682	158.4	22:25.888
8	3:14.425	58.156	1:24.193	52.076	161.4	25:40.313
9	3:14.724	58.636	1:23.837	52.251	161.9	28:55.037
10	3:16.180	58.656	1:24.055	53.469	156.5	32:11.217

178 **Iain KINGHORN**
Iain Kinghorn

1	3:48.351	1:22.546	1:30.962	54.843	124.6	3:48.351
2	3:17.991	58.642	1:26.852	52.497	158.8	7:06.342
3	3:15.699	58.014	1:25.146	52.539	159.8	10:22.041
4	3:18.481	57.818	1:27.751	52.912	160.7	13:40.522
5	3:16.869	59.015	1:25.151	52.703	154.9	16:57.391
6	3:17.949	59.028	1:25.546	53.375	154.7	20:15.340
7	3:17.218	59.153	1:26.076	51.989	153.6	23:32.558
8	3:14.575	57.305	1:25.316	51.954	162.7	26:47.133

Lap	Time	Sector 1	Sector 2	Sector 3	T. Spd	Elapsed
9	3:15.165	57.959	1:25.096	52.110	159.5	30:02.298

179 **Michael SEGAL**
Michael Segal

1	3:58.052	1:32.265	1:32.380	53.407	141.5	3:58.052
2	3:22.715	59.391	1:30.119	53.205	157.4	7:20.767
3	3:21.529	59.472	1:28.426	53.631	157.0	10:42.296
4	3:22.612	59.803	1:28.138	54.671	157.4	14:04.908
5	3:50.136	1:22.075	1:35.081	52.980	109.8	17:55.044
6	3:21.253	59.131	1:28.441	53.681	157.9	21:16.297
7	3:25.327	1:01.420	1:31.028	52.879	161.2	24:41.624
8	3:21.008	59.490	1:27.704	53.814	158.4	28:02.632
9	3:20.468	59.823	1:26.966	53.679	161.0	31:23.100

181 **Andrew COOPER**
Andrew Cooper

1	3:32.101	1:04.771	1:33.083	54.247	150.8	3:32.101
2	3:23.141	59.548	1:30.372	53.221	160.5	6:55.242
3	3:23.826	59.631	1:29.591	54.604	157.9	10:19.068
4	3:22.299	59.764	1:28.297	54.238	158.4	13:41.367
5	3:19.841	58.916	1:27.289	53.636	158.6	17:01.208
6	3:21.835	1:00.068	1:27.876	53.891	152.3	20:23.043
7	3:26.772	59.889	1:31.932	54.951	151.0	23:49.815
8	3:21.522	59.077	1:28.589	53.856	155.4	27:11.337
9	3:20.771	59.328	1:27.449	53.994	157.9	30:32.108


182 **Matthew WILLOUGHBY**
Matthew Willoughby

1	3:02.767	42.927	1:25.139	54.701	149.6	3:02.767
2	3:11.743	56.888	1:23.233	51.622	162.7	6:14.510
3	3:14.117	56.340	1:26.098	51.679	167.4	9:28.627
4	3:14.570	57.505	1:25.090	51.975	165.6	12:43.197
5	3:14.690	57.483	1:25.039	52.168	155.8	15:57.887
6	3:11.979	57.883	1:22.766	51.330	159.8	19:09.866
7	3:32.975B	59.141	1:24.577	1:09.257	150.8	22:42.841
8	3:51.922	1:30.531	1:28.452	52.939	128.0	26:34.763
9	3:19.655	58.394	1:26.719	54.542	156.3	29:54.418
10	3:12.867	57.245	1:23.123	52.499	166.2	33:07.285

190 **Paul HAWKER**
Paul Hawker

1	3:23.070	1:01.150	1:29.345	52.575	151.5	3:23.070
2	3:14.600	57.616	1:25.513	51.471	166.7	6:37.670
3	3:13.987	57.261	1:25.331	51.395	162.7	9:51.657
4	3:16.200	58.202	1:25.445	52.553	158.6	13:07.857
5	3:14.701	58.496	1:23.978	52.227	165.1	16:22.558
6	3:14.998	58.063	1:24.001	52.934	157.2	19:37.556
7	3:15.615	58.540	1:24.513	52.562	155.6	22:53.171
8	3:16.685	58.671	1:24.685	53.329	156.1	26:09.856
9	3:29.294	57.351	1:30.293	1:01.650	160.7	29:39.150






**CATERHAM GRADUATES
SPA RACING FESTIVAL
RACE 1 (30')**

Starting Grid

3:20.468	Michael SEGAL	Michael Segal	179	- 30 -			
3:14.575	Iain KINGHORN	Iain Kinghorn	178	- 29 -	181	Andrew Cooper	3:19.841 Andrew COOPER
3:12.730	Mark CARTER	Mark Carter	176	- 28 -	190	Paul Hawker	3:13.987 Paul HAWKER
3:09.977	Christopher Kim RAYMENT	Christopher Kim Rayment	104	- 27 -	182	Matthew Willoughby	3:11.743 Matthew WILLOUGHBY
3:08.732	Graeme SMITH	Graeme Smith	171	- 26 -	172	Robin Webb	3:09.947 Robin WEBB
3:06.529	Simon CASSEY	CTS Motorsport	97	- 25 -	151	Robert Winrow	3:07.143 Robert WINROW
2:59.502	Bill SCOTT	Bill Scott	49	- 24 -	143	David Morris	3:04.271 David MORRIS
2:56.404	Mark DAVIES	Mark Davies	73	- 23 -	108	Neil Sturgess	2:58.854 Neil STURGESS
2:55.886	Ryan SCARRATT	Ryan Scarratt	55	- 22 -	52	Michael Downing	2:56.302 Michael DOWNING
2:55.733	James ELVERY	UPE Motorsport	71	- 21 -	48	Andrew Johnson	2:55.866 Andrew JOHNSON
2:55.149	Roger FORD	Roger Ford	103	- 20 -	68	UPE Motorsport	2:55.213 Dave BULLOCK
2:54.960	Peter MARSH	Peter Marsh	12	- 19 -	124	Rockey Racing	2:54.972 Andy MOLSON
2:54.846	Mark JONES	Rockey Racing	106	- 18 -	19	Mark Gibson	2:54.937 Mark GIBSON
2:54.521	Christopher BUCKLEY	Christopher Buckley	11	- 17 -	117	Kevin Barrett	2:54.810 Kevin BARRETT
2:54.120	Spencer FORTAG	McMillan Motorsport	8	- 16 -	23	Richard Vale	2:54.325 Richard VALE
2:53.327	Aman UPPAL	LFP Motorsport	94	- 15 -	69	CTS Motorsport	2:53.816 Jon CURRY
2:52.971	Ben WINROW	Ben Winrow	121	- 14 -	59	CTS Motorsport	2:53.083 Adam CROFT
2:52.680	John Shiveral	UPE Motorsport	79	- 13 -	10	Gareth Cordey	2:52.780 Gareth CORDEY
2:52.572	Declan DOLAN	Declan Dolan	101	- 12 -	72	Andrew Whitton	2:52.649 Andrew WHITTON
2:52.495	Simon GRIFFITHS	Simon Griffiths	122	- 11 -	25	Rockey Racing	2:52.508 Joel DOHERTY
2:52.218	David HEWITT	David Hewitt	115	- 10 -	114	Andrew Skinner	2:52.327 Andrew SKINNER
2:52.149	Simon LONGMAN	Mark Harrison	116	- 9 -	44	Charles Elliott	2:52.185 Charles ELLIOTT
2:51.911	Steven ROBERTSON	Steven Robertson	17	- 8 -	53	Rockey Racing	2:52.051 Barry WHITE
2:51.554	Tim CHILD	UPE Motorsport	89	- 7 -	47	McMillan Motorsport	2:51.768 Julian VIGGARS
2:50.938	Peter REYNOLDS	CTS Motorsport	78	- 6 -	22	Glenn Burtenshaw	2:51.214 Glenn BURTENSHAW
2:50.792	Steven MCMASTER	Steven McMaster	13	- 5 -	93	LFP Motorsport	2:50.837 Matt TOPHAM
2:50.380	Oliver GIBSON	Oliver Gibson	1	- 4 -	5	Torque Motorsport	2:50.687 Harry CRAMER
2:50.079	Mike EVANS	LFP Motorsport	46	- 3 -	9	Samuel Wilson	2:50.305 Samuel WILSON
2:49.938	Jamie WINROW	Jamie Winrow	4	- 2 -	2	Jamie Ellwood	2:49.984 Jamie ELLWOOD
2:49.162	Rob WATTS	UPE Motorsport	67	- 1 -	74	UPE Motorsport	2:49.399 James BEARDWELL

Pole






**CATERHAM GRADUATES
SPA RACING FESTIVAL
RACE 1 (30')**

Starting Grid

Race Director	Stewards	Timekeeper: Xavi Lozano JOB-0057-CAT
----------------------	-----------------	---



**CATERHAM GRADUATES
SPA RACING FESTIVAL
RACE 1 (30')**

Final Classification


Drivers	Nat	Team	Vehicle	Class	Laps	Total Time	Gap	Kph	Best Lap	
									Lap	Time Kph
1 46 Mike EVANS		LFP Motorsport		SIG-V	11	31:30.519	-	146.5	9	2:49.863 148.4
2 67 Rob WATTS		UPE Motorsport		SIG-V	11	31:30.898	+0.379	146.4	10	2:49.909 148.4
3 1 Oliver GIBSON		Oliver Gibson		SIG	11	31:31.472	+0.953	146.4	3	2:50.464 147.9
4 74 James BEARDWELL		UPE Motorsport		SIG-V	11	31:31.679	+1.160	146.4	10	2:50.170 148.2
5 2 Jamie ELLWOOD		Jamie Ellwood		SIG	11	31:31.967	+1.448	146.4	11	2:50.707 147.7
6 9 Samuel WILSON		Samuel Wilson		SIG	11	31:32.043	+1.524	146.4	9	2:50.267 148.1
7 4 Jamie WINROW		Jamie Winrow		SIG	11	31:35.098	+4.579	146.1	10	2:49.142 149.1
8 78 Peter REYNOLDS		CTS Motorsport		SIG-V	11	31:43.843	+13.324	145.5	3	2:51.160 147.3
9 5 Harry CRAMER		Torque Motorsport		SIG	11	31:44.477	+13.958	145.4	5	2:51.395 147.1
10 93 Matt TOPHAM		LFP Motorsport		SIG-V	11	31:44.958	+14.439	145.4	3	2:50.875 147.6
11 22 Glenn BURTENSCHAW		Glenn Burtenschaw		SIG	11	31:45.237	+14.718	145.3	6	2:51.572 147.0
12 13 Steven MCMASTER		Steven McMaster		SIG	11	31:49.407	+18.888	145.0	7	2:51.428 147.1
13 44 Charles ELLIOTT		Charles Elliott		SIG	11	31:51.400	+20.881	144.9	4	2:51.530 147.0
14 89 Tim CHILD		UPE Motorsport		SIG-V	11	31:52.567	+22.048	144.8	4	2:51.236 147.2
15 10 Gareth CORDEY		Gareth Cordey		SIG	11	32:02.225	+31.706	144.1	4	2:52.008 146.6
16 72 Andrew WHITTON		Andrew Whitton		SIG-VD	11	32:02.792	+32.273	144.0	4	2:52.951 145.8
17 47 Julian VIGGARS		McMillan Motorsport		SIG	11	32:09.485	+38.966	143.5	4	2:52.177 146.4
18 79 John Shival		UPE Motorsport		SIG-V	11	32:09.782	+39.263	143.5	4	2:51.645 146.9
19 94 Aman UPPAL		LFP Motorsport		SIG-V	11	32:10.358	+39.839	143.5	4	2:52.513 146.2
20 122 Simon GRIFFITHS		Simon Griffiths		MEG	11	32:10.379	+39.860	143.5	4	2:52.805 145.9
21 69 Jon CURRY		CTS Motorsport		SIG-V	11	32:11.069	+40.550	143.4	3	2:52.415 146.2
22 59 Adam CROFT		CTS Motorsport		SIG	11	32:11.278	+40.759	143.4	6	2:51.576 147.0
23 101 Declan DOLAN		Declan Dolan		MEG	11	32:12.388	+41.869	143.3	6	2:52.524 146.1
24 115 David HEWITT		David Hewitt		MEG	11	32:12.985	+42.466	143.3	7	2:52.225 146.4
25 121 Ben WINROW		Ben Winrow		MEG	11	32:13.374	+42.855	143.2	5	2:53.680 145.2
26 25 Joel DOHERTY		Rockey Racing		SIG	11	32:13.533	+43.014	143.2	9	2:53.437 145.4
27 53 Barry WHITE		Rockey Racing		SIG	11	32:13.859	+43.340	143.2	6	2:52.723 146.0
28 73 Mark DAVIES		Mark Davies		SIG-VD	11	32:14.287	+43.768	143.2	3	2:53.561 145.3
29 17 Steven ROBERTSON		Steven Robertson		SIG	11	32:14.564	+44.045	143.1	4	2:52.544 146.1
30 116 Simon LONGMAN		Mark Harrison		MEG	11	32:15.578	+45.059	143.1	6	2:53.037 145.7
31 68 Dave BULLOCK		UPE Motorsport		SIG-V	11	32:16.038	+45.519	143.0	4	2:53.247 145.5
32 23 Richard VALE		Richard Vale		SIG	11	32:25.312	+54.793	142.4	4	2:53.687 145.2
33 117 Kevin BARRETT		Kevin Barrett		MEG	11	32:34.496	+1:03.977	141.7	4	2:55.741 143.5
34 12 Peter MARSH		Peter Marsh		SIG	11	32:34.575	+1:04.056	141.7	4	2:54.444 144.5
35 103 Roger FORD		Roger Ford		MEG	11	32:45.723	+1:15.204	140.9	3	2:56.717 142.7
36 19 Mark GIBSON		Mark Gibson		SIG	11	32:46.018	+1:15.499	140.9	2	2:55.589 143.6
37 48 Andrew JOHNSON		Andrew Johnson		SIG-V	11	32:46.633	+1:16.114	140.8	7	2:55.484 143.7
38 52 Michael DOWNING		Michael Downing		SIG	11	32:47.145	+1:16.626	140.8	7	2:56.132 143.2
39 49 Bill SCOTT		Bill Scott		SIG	11	32:47.980	+1:17.461	140.7	8	2:56.136 143.2
40 11 Christopher BUCKLEY		Christopher Buckley		SIG	11	32:48.296	+1:17.777	140.7	6	2:55.800 143.4
41 71 James ELVERY		UPE Motorsport		SIG-V	11	32:55.036	+1:24.517	140.2	2	2:55.838 143.4
42 124 Andy MOLSOM		Rockey Racing		MEG	11	32:55.762	+1:25.243	140.2	3	2:56.412 142.9
43 106 Mark JONES		Rockey Racing		MEG	11	32:57.166	+1:26.647	140.1	5	2:56.808 142.6
44 55 Ryan SCARRATT		Ryan Scarratt		SIG	11	33:09.765	+1:39.246	139.2	4	2:54.960 144.1
45 108 Neil STURGESS		Neil Sturgess		MEG	11	33:13.233	+1:42.714	138.9	11	2:56.844 142.6
46 104 Christopher Kim RAYMENT		Christopher Kim Rayment		MEG	11	33:17.057	+1:46.538	138.7	8	2:57.520 142.0
47 143 David MORRIS		David Morris		SIG-V	11	34:11.857	+2:41.338	135.0	9	3:03.057 137.7
48 97 Simon CASSEY		CTS Motorsport		SIG-VD	10	31:47.533	1 Lap	132.0	8	3:06.302 135.3
49 151 Robert WINROW		Robert Winrow		SIG	10	32:05.249	1 Lap	130.7	6	3:07.138 134.7
50 171 Graeme SMITH		Graeme Smith		CLA	10	32:12.415	1 Lap	130.3	2	3:09.206 133.3
51 172 Robin WEBB		Robin Webb		CLA	10	32:12.988	1 Lap	130.2	2	3:10.583 132.3
52 182 Matthew WILLOUGHBY		Matthew Willoughby		CLA	10	32:29.304	1 Lap	129.1	10	3:12.959 130.7
53 176 Mark CARTER		Mark Carter		CLA	10	32:29.392	1 Lap	129.1	9	3:12.526 131.0
54 190 Paul HAWKER		Paul Hawker		CLA	10	32:30.822	1 Lap	129.0	10	3:12.404 131.0
55 178 Iain KINGHORN		Iain Kinghorn		CLA	10	33:03.414	1 Lap	126.9	9	3:16.156 128.5
56 181 Andrew COOPER		Andrew Cooper		CLA	10	33:46.796	1 Lap	124.2	8	3:18.991 126.7

Not classified:

8 Spencer FORTAG	McMillan Motorsport	SIG	9	26:25.574	6	2:53.487 145.3
114 Andrew SKINNER	Andrew Skinner	MEG	9	26:26.890	4	2:52.981 145.8
179 Michael SEGAL	Michael Segal	CLA	3	10:13.916	2	3:21.345 125.2

Pole Position	R. WATTS	2:49.162	149.1 Kph
Fastest Lap	Lap 10 Jamie WINROW	2:49.142	149.1 Kph





**CATERHAM GRADUATES
SPA RACING FESTIVAL
RACE 1 (30')**

Final Classification


Drivers	Nat	Team	Vehicle	Class	Laps	Total Time	Gap	Kph	Best Lap	
									Lap	Time

Published at:

Track Status: **DRY**

Race Director	Stewards	Timekeeper: Xavi Lozano JOB-0057-CAT
----------------------	-----------------	---






**CATERHAM GRADUATES
SPA RACING FESTIVAL
RACE 1**

Final Classification by Class

Nr. Driver	Nat	Team	Car	Laps	Total Time	Gap	Kph	Best Lap		
								Lap	Time	Kph
Classic										
1	171	Graeme SMITH	Graeme Smith	10	32:12.415		130.3	2	3:09.206	133.3
2	172	Robin WEBB	Robin Webb	10	32:12.988	+0.573	130.2	2	3:10.583	132.3
3	182	Matthew WILLOUGHBY	Matthew Willoughby	10	32:29.304	+16.889	129.1	10	3:12.959	130.7
4	176	Mark CARTER	Mark Carter	10	32:29.392	+16.977	129.1	9	3:12.526	131.0
5	190	Paul HAWKER	Paul Hawker	10	32:30.822	+18.407	129.0	10	3:12.404	131.0
6	178	Iain KINGHORN	Iain Kinghorn	10	33:03.414	+50.999	126.9	9	3:16.156	128.5
7	181	Andrew COOPER	Andrew Cooper	10	33:46.796	+1'34.381	124.2	8	3:18.991	126.7
Not classified:										
179		Michael SEGAL	Michael Segal	3	10:13.916			2	3:21.345	125.2
Mega										
1	122	Simon GRIFFITHS	Simon Griffiths	11	32:10.379		143.5	4	2:52.805	145.9
2	101	Declan DOLAN	Declan Dolan	11	32:12.388	+2.009	143.3	6	2:52.524	146.1
3	115	David HEWITT	David Hewitt	11	32:12.985	+2.606	143.3	7	2:52.225	146.4
4	121	Ben WINROW	Ben Winrow	11	32:13.374	+2.995	143.2	5	2:53.680	145.2
5	116	Simon LONGMAN	Mark Harrison	11	32:15.578	+5.199	143.1	6	2:53.037	145.7
6	117	Kevin BARRETT	Kevin Barrett	11	32:34.496	+24.117	141.7	4	2:55.741	143.5
7	103	Roger FORD	Roger Ford	11	32:45.723	+35.344	140.9	3	2:56.717	142.7
8	124	Andy MOLSOM	Rockey Racing	11	32:55.762	+45.383	140.2	3	2:56.412	142.9
9	106	Mark JONES	Rockey Racing	11	32:57.166	+46.787	140.1	5	2:56.808	142.6
10	108	Neil STURGESS	Neil Sturgess	11	33:13.233	+1'02.854	138.9	11	2:56.844	142.6
11	104	Christopher Kim RAYMENT	Christopher Kim Rayment	11	33:17.057	+1'06.678	138.7	8	2:57.520	142.0
Not classified:										
114		Andrew SKINNER	Andrew Skinner	9	26:26.890			4	2:52.981	145.8
Sigmax										
1	1	Oliver GIBSON	Oliver Gibson	11	31:31.472		146.4	3	2:50.464	147.9
2	2	Jamie ELLWOOD	Jamie Ellwood	11	31:31.967	+0.495	146.4	11	2:50.707	147.7
3	9	Samuel WILSON	Samuel Wilson	11	31:32.043	+0.571	146.4	9	2:50.267	148.1
4	4	Jamie WINROW	Jamie Winrow	11	31:35.098	+3.626	146.1	10	2:49.142	149.1
5	5	Harry CRAMER	Torque Motorsport	11	31:44.477	+13.005	145.4	5	2:51.395	147.1
6	22	Glenn BURTENSCHAW	Glenn Burtenshaw	11	31:45.237	+13.765	145.3	6	2:51.572	147.0
7	13	Steven MCMASTER	Steven McMaster	11	31:49.407	+17.935	145.0	7	2:51.428	147.1
8	44	Charles ELLIOTT	Charles Elliott	11	31:51.400	+19.928	144.9	4	2:51.530	147.0
9	10	Gareth CORDEY	Gareth Cordey	11	32:02.225	+30.753	144.1	4	2:52.008	146.6
10	47	Julian VIGGARS	McMillan Motorsport	11	32:09.485	+38.013	143.5	4	2:52.177	146.4
11	59	Adam CROFT	CTS Motorsport	11	32:11.278	+39.806	143.4	6	2:51.576	147.0
12	25	Joel DOHERTY	Rockey Racing	11	32:13.533	+42.061	143.2	9	2:53.437	145.4
13	53	Barry WHITE	Rockey Racing	11	32:13.859	+42.387	143.2	6	2:52.723	146.0
14	17	Steven ROBERTSON	Steven Robertson	11	32:14.564	+43.092	143.1	4	2:52.544	146.1
15	23	Richard VALE	Richard Vale	11	32:25.312	+53.840	142.4	4	2:53.687	145.2
16	12	Peter MARSH	Peter Marsh	11	32:34.575	+1'03.103	141.7	4	2:54.444	144.5
17	19	Mark GIBSON	Mark Gibson	11	32:46.018	+1'14.546	140.9	2	2:55.589	143.6
18	52	Michael DOWNING	Michael Downing	11	32:47.145	+1'15.673	140.8	7	2:56.132	143.2
19	49	Bill SCOTT	Bill Scott	11	32:47.980	+1'16.508	140.7	8	2:56.136	143.2
20	11	Christopher BUCKLEY	Christopher Buckley	11	32:48.296	+1'16.824	140.7	6	2:55.800	143.4
21	55	Ryan SCARRATT	Ryan Scarratt	11	33:09.765	+1'38.293	139.2	4	2:54.960	144.1
22	151	Robert WINROW	Robert Winrow	10	32:05.249	1 Laps	130.7	6	3:07.138	134.7
Not classified:										
8		Spencer FORTAG	McMillan Motorsport	9	26:25.574			6	2:53.487	145.3
Sigmax VCT										
1	46	Mike EVANS	LFP Motorsport	11	31:30.519		146.5	9	2:49.863	148.4
2	67	Rob WATTS	UPE Motorsport	11	31:30.898	+0.379	146.4	10	2:49.909	148.4
3	74	James BEARDWELL	UPE Motorsport	11	31:31.679	+1.160	146.4	10	2:50.170	148.2
4	78	Peter REYNOLDS	CTS Motorsport	11	31:43.843	+13.324	145.5	3	2:51.160	147.3
5	93	Matt TOPHAM	LFP Motorsport	11	31:44.958	+14.439	145.4	3	2:50.875	147.6
6	89	Tim CHILD	UPE Motorsport	11	31:52.567	+22.048	144.8	4	2:51.236	147.2
7	79	John Shivalal	UPE Motorsport	11	32:09.782	+39.263	143.5	4	2:51.645	146.9
8	94	Aman UPPAL	LFP Motorsport	11	32:10.358	+39.839	143.5	4	2:52.513	146.2
9	69	Jon CURRY	CTS Motorsport	11	32:11.069	+40.550	143.4	3	2:52.415	146.2
10	68	Dave BULLOCK	UPE Motorsport	11	32:16.038	+45.519	143.0	4	2:53.247	145.5
11	48	Andrew JOHNSON	Andrew Johnson	11	32:46.633	+1'16.114	140.8	7	2:55.484	143.7
12	71	James ELVERY	UPE Motorsport	11	32:55.036	+1'24.517	140.2	2	2:55.838	143.4
13	143	David MORRIS	David Morris	11	34:11.857	+2'41.338	135.0	9	3:03.057	137.7





**CATERHAM GRADUATES
SPA RACING FESTIVAL
RACE 1**

Final Classification by Class


Nr. Driver	Nat	Team	Car	Laps	Total Time	Gap	Kph	Best Lap		
								Lap	Time	Kph
Sigmax VCT (D)										
1	72	Andrew WHITTON	Andrew Whitton	11	32:02.792		144.0	4	2:52.951	145.8
2	73	Mark DAVIES	Mark Davies	11	32:14.287	+11.495	143.2	3	2:53.561	145.3
3	97	Simon CASSEY	CTS Motorsport	10	31:47.533	1 Laps	132.0	8	3:06.302	135.3

Published at:

Track Status: **DRY**

Race Director	Stewards	Timekeeper: Xavi Lozano JOB-0057-CAT
----------------------	-----------------	---






**CATERHAM GRADUATES
SPA RACING FESTIVAL
RACE 1**

Best Sector Times

SECTOR 1			SECTOR 2		SECTOR 3					
Pos	Driver	Time	Driver	Time	Driver	Time	Pos	Driver	Ideal Lap	Best Lap
1	93 M.TOPHAM	49.237	9 S.WILSON	1:14.436	4 J.WINROW	44.558	1	4 J.WINROW	2:48.882	2:49.142 (1)
2	46 M.EVANS	49.242	4 J.WINROW	1:14.534	74 J.BEARDWELL	44.673	2	1 O.GIBSON	2:48.961	2:50.464 (6)
3	1 O.GIBSON	49.252	1 O.GIBSON	1:14.880	93 M.TOPHAM	44.676	3	46 M.EVANS	2:49.156	2:49.863 (2)
4	2 J.ELLWOOD	49.351	13 S.MCMMASTER	1:14.964	13 S.MCMMASTER	44.752	4	9 S.WILSON	2:49.426	2:50.267 (5)
5	67 R.WATTS	49.482	46 M.EVANS	1:15.068	1 O.GIBSON	44.829	5	2 J.ELLWOOD	2:49.460	2:50.707 (7)
6	89 T.CHILD	49.573	74 J.BEARDWELL	1:15.083	46 M.EVANS	44.846	6	93 M.TOPHAM	2:49.543	2:50.875 (8)
7	72 A.WHITTON	49.662	2 J.ELLWOOD	1:15.203	78 P.REYNOLDS	44.885	7	74 J.BEARDWELL	2:49.577	2:50.170 (4)
8	5 H.CRAMER	49.708	67 R.WATTS	1:15.211	2 J.ELLWOOD	44.906	8	67 R.WATTS	2:49.665	2:49.909 (3)
9	22 G.BURTENSHAW	49.785	44 C.ELLIOTT	1:15.337	67 R.WATTS	44.972	9	13 S.MCMMASTER	2:49.685	2:51.428 (12)
10	69 J.CURRY	49.788	93 M.TOPHAM	1:15.630	22 G.BURTENSHAW	45.073	10	5 H.CRAMER	2:50.666	2:51.395 (11)
11	4 J.WINROW	49.790	5 H.CRAMER	1:15.682	9 S.WILSON	45.094	11	22 G.BURTENSHAW	2:50.687	2:51.572 (14)
12	74 J.BEARDWELL	49.821	10 G.CORDEY	1:15.699	69 J.CURRY	45.153	12	78 P.REYNOLDS	2:50.745	2:51.160 (9)
13	115 D.HEWITT	49.850	78 P.REYNOLDS	1:15.763	89 T.CHILD	45.163	13	44 C.ELLIOTT	2:50.786	2:51.530 (13)
14	116 S.LONGMAN	49.875	22 G.BURTENSHAW	1:15.829	115 D.HEWITT	45.250	14	89 T.CHILD	2:50.937	2:51.236 (10)
15	9 S.WILSON	49.896	59 A.CROFT	1:15.941	5 H.CRAMER	45.276	15	69 J.CURRY	2:50.994	2:52.415 (20)
16	13 S.MCMMASTER	49.969	47 J.VIGGARS	1:16.012	79 J.Shiveral	45.293	16	10 G.CORDEY	2:51.534	2:52.008 (17)
17	17 S.ROBERTSON	50.047	69 J.CURRY	1:16.053	47 J.VIGGARS	45.295	17	79 J.Shiveral	2:51.535	2:51.645 (16)
18	101 D.DOLAN	50.055	79 J.Shiveral	1:16.060	72 A.WHITTON	45.333	18	59 A.CROFT	2:51.576	2:51.576 (15)
19	44 C.ELLIOTT	50.096	101 D.DOLAN	1:16.125	44 C.ELLIOTT	45.353	19	101 D.DOLAN	2:51.638	2:52.524 (22)
20	78 P.REYNOLDS	50.097	53 B.WHITE	1:16.127	17 S.ROBERTSON	45.382	20	72 A.WHITTON	2:51.640	2:52.951 (26)
21	68 D.BULLOCK	50.114	89 T.CHILD	1:16.201	53 B.WHITE	45.428	21	53 B.WHITE	2:51.682	2:52.723 (24)
22	25 J.DOHERTY	50.126	121 B.WINROW	1:16.210	59 A.CROFT	45.446	22	115 D.HEWITT	2:51.694	2:52.225 (19)
23	53 B.WHITE	50.127	114 A.SKINNER	1:16.284	101 D.DOLAN	45.458	23	47 J.VIGGARS	2:51.747	2:52.177 (18)
24	23 R.VALE	50.159	8 S.FORTAG	1:16.291	68 D.BULLOCK	45.488	24	17 S.ROBERTSON	2:52.094	2:52.544 (23)
25	79 J.Shiveral	50.182	25 J.DOHERTY	1:16.441	73 M.DAVIES	45.525	25	114 A.SKINNER	2:52.179	2:52.981 (27)
26	59 A.CROFT	50.189	94 A.UPPAL	1:16.501	94 A.UPPAL	45.558	26	116 S.LONGMAN	2:52.202	2:53.037 (28)
27	10 G.CORDEY	50.216	122 S.GRIFFITHS	1:16.572	10 G.CORDEY	45.619	27	25 J.DOHERTY	2:52.224	2:53.437 (30)
28	94 A.UPPAL	50.219	23 R.VALE	1:16.580	114 A.SKINNER	45.642	28	94 A.UPPAL	2:52.278	2:52.513 (21)
29	114 A.SKINNER	50.253	115 D.HEWITT	1:16.594	25 J.DOHERTY	45.657	29	68 D.BULLOCK	2:52.303	2:53.247 (29)
30	122 S.GRIFFITHS	50.288	116 S.LONGMAN	1:16.629	122 S.GRIFFITHS	45.685	30	121 B.WINROW	2:52.343	2:53.680 (33)
31	73 M.DAVIES	50.346	72 A.WHITTON	1:16.645	116 S.LONGMAN	45.698	31	122 S.GRIFFITHS	2:52.545	2:52.805 (25)
32	121 B.WINROW	50.429	17 S.ROBERTSON	1:16.665	121 B.WINROW	45.704	32	23 R.VALE	2:52.573	2:53.687 (34)
33	47 J.VIGGARS	50.440	68 D.BULLOCK	1:16.701	8 S.FORTAG	45.764	33	8 S.FORTAG	2:52.820	2:53.487 (31)
34	52 M.DOWNING	50.713	73 M.DAVIES	1:16.967	23 R.VALE	45.834	34	73 M.DAVIES	2:52.838	2:53.561 (32)
35	8 S.FORTAG	50.765	12 P.MARSH	1:17.040	12 P.MARSH	45.968	35	12 P.MARSH	2:54.168	2:54.444 (35)
36	71 J.ELVERY	50.788	55 R.SCARRATT	1:17.083	71 J.ELVERY	45.969	36	55 R.SCARRATT	2:54.524	2:54.960 (36)
37	11 C.BUCKLEY	50.948	19 M.GIBSON	1:17.195	55 R.SCARRATT	46.084	37	19 M.GIBSON	2:54.721	2:55.589 (38)
38	48 A.JOHNSON	51.059	117 K.BARRETT	1:17.215	19 M.GIBSON	46.098	38	117 K.BARRETT	2:54.749	2:55.741 (39)
39	49 B.SCOTT	51.069	124 A.MOLSOM	1:17.234	124 A.MOLSOM	46.140	39	48 A.JOHNSON	2:54.874	2:55.484 (37)
40	12 P.MARSH	51.160	48 A.JOHNSON	1:17.628	48 A.JOHNSON	46.187	40	124 A.MOLSOM	2:54.917	2:56.412 (44)
41	117 K.BARRETT	51.227	103 R.FORD	1:17.663	103 R.FORD	46.192	41	71 J.ELVERY	2:55.033	2:55.838 (41)
42	106 M.JONES	51.347	49 B.SCOTT	1:17.773	108 N.STURGESS	46.199	42	49 B.SCOTT	2:55.098	2:56.136 (43)
43	55 R.SCARRATT	51.357	108 N.STURGESS	1:17.806	11 C.BUCKLEY	46.251	43	52 M.DOWNING	2:55.151	2:56.132 (42)
44	19 M.GIBSON	51.428	52 M.DOWNING	1:17.951	49 B.SCOTT	46.256	44	103 R.FORD	2:55.309	2:56.717 (45)
45	103 R.FORD	51.454	106 M.JONES	1:18.011	117 K.BARRETT	46.307	45	11 C.BUCKLEY	2:55.468	2:55.800 (40)
46	124 A.MOLSOM	51.543	11 C.BUCKLEY	1:18.269	106 M.JONES	46.314	46	106 M.JONES	2:55.672	2:56.808 (46)
47	104 C.RAYMENT	51.799	71 J.ELVERY	1:18.276	104 C.RAYMENT	46.450	47	108 N.STURGESS	2:56.835	2:56.844 (47)
48	108 N.STURGESS	52.830	104 C.RAYMENT	1:18.653	52 M.DOWNING	46.487	48	104 C.RAYMENT	2:56.902	2:57.520 (48)
49	97 S.CASSEY	53.780	143 D.MORRIS	1:19.354	143 D.MORRIS	48.975	49	143 D.MORRIS	3:02.794	3:03.057 (49)
50	143 D.MORRIS	54.465	151 R.WINROW	1:21.689	97 S.CASSEY	49.299	50	97 S.CASSEY	3:05.193	3:06.302 (50)
51	151 R.WINROW	54.887	97 S.CASSEY	1:22.114	151 R.WINROW	49.323	51	151 R.WINROW	3:05.899	3:07.138 (51)
52	172 R.WEBB	56.504	171 G.SMITH	1:22.321	171 G.SMITH	49.577	52	171 G.SMITH	3:08.438	3:09.206 (52)






**CATERHAM GRADUATES
SPA RACING FESTIVAL
RACE 1**

Best Sector Times

SECTOR 1			SECTOR 2		SECTOR 3		Pos	Driver	Ideal Lap	Best Lap
Pos	Driver	Time	Driver	Time	Driver	Time				
53	171 G.SMITH	56.540	172 R.WEBB	1:22.823	190 P.HAWKER	50.450	53	172 R.WEBB	3:09.778	3:10.583 (53)
54	190 P.HAWKER	56.942	182 M.WILLOUGHBY	1:22.863	172 R.WEBB	50.451	54	190 P.HAWKER	3:11.007	3:12.404 (54)
55	182 M.WILLOUGHBY	57.462	176 M.CARTER	1:23.437	176 M.CARTER	50.616	55	176 M.CARTER	3:11.595	3:12.526 (55)
56	176 M.CARTER	57.542	190 P.HAWKER	1:23.615	182 M.WILLOUGHBY	51.520	56	182 M.WILLOUGHBY	3:11.845	3:12.959 (56)
57	178 I.KINGHORN	57.578	178 I.KINGHORN	1:25.254	178 I.KINGHORN	51.670	57	178 I.KINGHORN	3:14.502	3:16.156 (57)
58	181 A.COOPER	58.713	181 A.COOPER	1:27.030	181 A.COOPER	52.629	58	181 A.COOPER	3:18.372	3:18.991 (58)
59	179 M.SEGAL	58.885	179 M.SEGAL	1:27.944	179 M.SEGAL	53.172	59	179 M.SEGAL	3:20.001	3:21.345 (59)




**CATERHAM GRADUATES
SPA RACING FESTIVAL
RACE 1**

Best Top Speeds

Driver	Team		Top 1		Top 2		Top 3		Top 4		Top 5		Avg
			Kph	Lap	Kph	Lap	Kph	Lap	Kph	Lap	Kph	Lap	
116 Simon LONGMAN	Mark Harrison	MEG	201.5	4	196.4	6	195.3	8	194.9	2	194.6	5	196,5
23 Richard VALE	Richard Vale	SIG	200.7	2	198.2	7	197.8	4	193.9	1	193.5	8	196,8
47 Julian VIGGARS	McMillan Motorsport	SIG	200.7	11	196.4	2	196.0	8	195.7	9	195.7	1	196,9
72 Andrew WHITTON	Andrew Whitton	SIG-VD	200.4	2	196.4	5	193.9	1	190.8	9	190.8	7	194,5
93 Matt TOPHAM	LFP Motorsport	SIG-V	200.0	6	195.3	10	195.3	9	195.3	11	192.9	5	195,8
115 David HEWITT	David Hewitt	MEG	200.0	9	195.3	11	194.6	3	194.2	10	194.2	6	195,7
4 Jamie WINROW	Jamie Winrow	SIG	199.6	9	199.6	5	197.8	6	195.7	11	195.3	3	197,6
53 Barry WHITE	Rockey Racing	SIG	199.6	11	197.1	1	194.2	2	189.1	6	188.2	4	193,6
44 Charles ELLIOTT	Charles Elliott	SIG	199.3	6	195.7	7	193.2	1	193.2	5	192.9	11	194,9
46 Mike EVANS	LFP Motorsport	SIG-V	199.3	5	197.1	1	191.5	6	191.5	11	191.2	10	194,1
106 Mark JONES	Rockey Racing	MEG	199.3	10	196.0	8	193.9	6	191.5	9	191.2	7	194,4
5 Harry CRAMER	Torque Motorsport	SIG	198.9	11	196.4	5	195.7	2	193.2	8	190.1	4	194,9
13 Steven MCMASTER	Steven McMaster	SIG	198.9	10	196.0	11	192.5	9	191.5	8	190.1	1	193,8
17 Steven ROBERTSON	Steven Robertson	SIG	198.5	4	194.9	7	194.6	6	191.5	8	191.2	1	194,1
9 Samuel WILSON	Samuel Wilson	SIG	197.4	10	195.7	11	194.9	1	192.5	2	192.2	9	194,5
67 Rob WATTS	UPE Motorsport	SIG-V	197.4	6	194.9	9	194.6	5	194.2	11	193.9	7	195,0
122 Simon GRIFFITHS	Simon Griffiths	MEG	197.4	6	196.7	1	195.3	3	194.9	9	194.6	7	195,8
1 Oliver GIBSON	Oliver Gibson	SIG	197.1	6	196.4	10	196.4	1	196.4	3	195.7	9	196,4
2 Jamie ELLWOOD	Jamie Ellwood	SIG	197.1	8	196.4	10	195.7	7	190.8	11	190.8	3	194,2
69 Jon CURRY	CTS Motorsport	SIG-V	197.1	11	196.4	10	196.4	3	196.0	9	194.9	1	196,2
79 John Shival	UPE Motorsport	SIG-V	197.1	3	195.7	5	191.5	1	191.5	4	190.8	11	193,3
114 Andrew SKINNER	Andrew Skinner	MEG	197.1	6	194.9	1	194.6	2	194.2	9	192.9	4	194,7
101 Declan DOLAN	Declan Dolan	MEG	196.7	1	194.9	7	193.5	9	193.2	3	192.9	4	194,2
121 Ben WINROW	Ben Winrow	MEG	196.4	10	196.0	9	195.7	6	194.6	11	194.2	2	195,4
25 Joel DOHERTY	Rockey Racing	SIG	196.0	6	194.6	5	194.6	4	194.2	11	190.5	1	194,0
94 Aman UPPAL	LFP Motorsport	SIG-V	196.0	4	194.6	9	194.2	7	194.2	5	193.5	1	194,5
55 Ryan SCARRATT	Ryan Scarratt	SIG	195.7	10	187.8	6	187.2	3	187.2	7	186.9	4	189,0
68 Dave BULLOCK	UPE Motorsport	SIG-V	195.7	9	193.9	4	191.2	6	190.8	7	188.5	5	192,0
89 Tim CHILD	UPE Motorsport	SIG-V	195.7	7	195.3	11	194.9	9	194.2	6	194.2	2	194,9
11 Christopher BUCKLEY	Christopher Buckley	SIG	195.3	4	193.5	10	191.8	11	190.8	5	189.5	7	192,2
59 Adam CROFT	CTS Motorsport	SIG	195.3	11	195.3	3	192.5	8	189.8	6	189.1	1	192,4
71 James ELVERY	UPE Motorsport	SIG-V	195.3	2	194.9	4	191.8	10	189.8	9	189.5	3	192,3
73 Mark DAVIES	Mark Davies	SIG-VD	194.6	4	192.5	6	192.5	10	192.5	9	188.8	2	192,2
8 Spencer FORTAG	McMillan Motorsport	SIG	194.2	6	193.9	7	190.8	8	190.5	1	189.8	5	191,8
48 Andrew JOHNSON	Andrew Johnson	SIG-V	194.2	7	192.2	2	192.2	5	191.8	4	190.8	10	192,2
49 Bill SCOTT	Bill Scott	SIG	194.2	6	186.5	9	185.6	10	185.2	8	184.6	2	187,2
52 Michael DOWNING	Michael Downing	SIG	194.2	9	192.2	8	191.2	7	189.5	2	189.5	10	191,3
78 Peter REYNOLDS	CTS Motorsport	SIG-V	193.9	1	192.9	10	192.2	2	191.5	11	191.5	3	192,4
104 Christopher Kim RAYMENT	Christopher Kim Rayment	MEG	193.9	8	189.5	11	189.1	10	187.5	5	186.9	6	189,4
22 Glenn BURTENSHAW	Glenn Burtenshaw	SIG	193.2	8	190.1	11	189.5	6	189.1	5	187.8	4	189,9
74 James BEARDWELL	UPE Motorsport	SIG-V	192.2	5	191.2	11	190.8	9	190.5	8	187.8	6	190,5
117 Kevin BARRETT	Kevin Barrett	MEG	192.2	2	190.1	1	188.8	6	188.8	4	188.5	3	189,7
10 Gareth CORDEY	Gareth Cordey	SIG	191.8	6	189.8	3	189.1	1	189.1	2	188.5	4	189,7
103 Roger FORD	Roger Ford	MEG	190.8	2	187.8	1	187.8	8	187.8	11	187.2	3	188,3
19 Mark GIBSON	Mark Gibson	SIG	190.5	2	187.5	3	186.2	9	185.6	11	184.6	4	186,9
124 Andy MOLSOM	Rockey Racing	MEG	189.5	11	189.1	10	189.1	9	187.5	8	186.9	6	188,4
12 Peter MARSH	Peter Marsh	SIG	188.8	4	188.5	2	187.2	11	185.6	7	185.2	6	187,1






**CATERHAM GRADUATES
SPA RACING FESTIVAL
RACE 1**

Best Top Speeds


Driver	Team		Top 1		Top 2		Top 3		Top 4		Top 5		Avg
			Kph	Lap	Kph	Lap	Kph	Lap	Kph	Lap	Kph	Lap	
108 Neil STURGESS	Neil Sturgess	MEG	187.5	9	186.9	11	186.2	2	186.2	10	185.2	5	186,4
143 David MORRIS	David Morris	SIG-V	176.8	3	176.5	6	176.5	9	176.5	7	175.9	8	176,4
151 Robert WINROW	Robert Winrow	SIG	176.2	7	174.2	5	173.4	4	173.1	10	172.5	2	173,9
97 Simon CASSEY	CTS Motorsport	SIG-VD	174.2	7	173.9	2	172.8	10	172.5	1	172.0	8	173,1
172 Robin WEBB	Robin Webb	CLA	168.5	1	164.6	2	164.1	9	161.7	10	160.7	7	163,9
171 Graeme SMITH	Graeme Smith	CLA	168.2	1	167.2	2	161.4	10	161.0	9	159.5	6	163,5
179 Michael SEGAL	Michael Segal	CLA	167.7	1	158.1	2	153.8	3					159,9
181 Andrew COOPER	Andrew Cooper	CLA	166.9	1	161.7	7	160.5	8	157.9	3	156.3	9	160,7
190 Paul HAWKER	Paul Hawker	CLA	166.2	1	165.9	10	158.6	9	157.0	2	154.5	3	160,4
178 Iain KINGHORN	Iain Kinghorn	CLA	165.1	10	164.1	8	163.9	1	160.0	9	155.6	2	161,7
182 Matthew WILLOUGHBY	Matthew Willoughby	CLA	165.1	10	162.7	9	160.7	1	158.1	4	157.0	8	160,7
176 Mark CARTER	Mark Carter	CLA	164.9	1	163.9	10	160.2	2	157.0	9	156.7	3	160,5



**CATERHAM GRADUATES
SPA RACING FESTIVAL
RACE 1**

Fastest Lap Sequence

Practice Time	Driver	Team	Car	Class	Time	Kph	Lap
5:48.209	74 James BEARDWELL	UPE Motorsport		SIG-V	2:52.278	146.4	2
5:48.454	9 Samuel WILSON	Samuel Wilson		SIG	2:51.968	146.6	2
8:38.880	9 Samuel WILSON	Samuel Wilson		SIG	2:50.426	147.9	3
14:22.288	74 James BEARDWELL	UPE Motorsport		SIG-V	2:50.291	148.1	5
25:47.294	46 Mike EVANS	LFP Motorsport		SIG-V	2:49.863	148.4	9
28:38.702	4 Jamie WINROW	Jamie Winrow		SIG	2:49.142	149.1	10




**CATERHAM GRADUATES
SPA RACING FESTIVAL
RACE 1**

Lap Chart

		LAP											
Nr	Pos	Grid	1	2	3	4	5	6	7	8	9	10	11
67	1	67	67	74	9	9	9	74	4	74	46	74	46
74	2	74	74	9	74	74	74	9	9	46	74	46	67
4	3	4	4	67	67	46	46	4	46	9	9	4	1
2	4	2	9	4	4	4	4	46	74	67	4	9	74
46	5	46	46	46	46	1	1	67	67	1	67	67	2
9	6	9	93	2	2	67	67	1	1	4	1	1	9
1	7	1	2	1	1	2	2	2	2	2	2	2	4
5	8	5	1	13	13	13	5	78	13	5	78	78	78
13	9	13	13	5	93	93	78	5	78	22	5	22	5
93	10	93	22	22	5	5	13	13	5	78	13	93	93
78	11	78	5	93	78	78	93	93	93	13	22	5	22
22	12	22	44	78	22	22	22	22	22	93	93	13	13
89	13	89	78	72	44	44	44	89	44	89	89	44	44
47	14	47	122	44	89	89	89	44	89	44	44	89	89
17	15	17	53	89	72	10	10	79	10	10	10	10	10
53	16	53	72	122	10	72	72	10	79	79	72	72	72
116	17	116	89	10	122	79	79	72	72	72	94	79	47
44	18	44	47	53	79	47	47	47	47	47	47	94	79
115	19	115	10	47	47	122	122	94	94	94	59	122	94
114	20	114	79	79	53	94	94	122	59	59	79	47	122
122	21	122	17	17	94	53	53	59	122	53	122	59	69
25	22	25	94	94	17	17	59	53	53	122	53	69	59
101	23	101	25	25	115	59	69	101	101	69	101	53	101
72	24	72	115	115	69	115	115	69	115	101	115	115	115
79	25	79	59	59	101	101	101	115	69	115	69	101	121
10	26	10	101	101	59	69	25	116	25	17	25	25	25
121	27	121	69	69	25	25	8	8	17	25	17	121	53
59	28	59	8	116	116	116	116	25	116	116	116	73	73
94	29	94	116	8	8	8	17	17	8	23	73	17	17
69	30	69	114	23	23	114	114	114	114	8	121	116	116
8	31	8	121	114	114	23	121	121	23	121	8	68	68
23	32	23	117	121	73	73	23	23	73	73	68	23	23
11	33	11	23	117	121	121	73	73	121	68	114	117	117
117	34	117	12	12	68	68	68	68	68	114	23	12	12
106	35	106	103	73	12	12	12	12	12	117	12	103	103
19	36	19	73	68	117	117	117	117	117	12	117	19	19
12	37	12	106	103	103	103	19	19	19	48	19	48	48
124	38	124	68	19	71	19	103	103	48	103	103	49	52
103	39	103	19	106	19	49	55	55	103	19	48	52	49
68	40	68	71	71	106	124	124	49	55	55	49	11	11
71	41	71	124	49	49	55	49	124	124	49	55	106	71
48	42	48	11	124	124	106	106	106	49	106	52	71	124
55	43	55	49	48	55	48	48	48	106	124	106	124	106
52	44	52	48	55	48	52	52	11	11	11	124	55	55
73	45	73	55	11	52	11	11	52	52	52	11	108	108
108	46	108	52	52	11	71	71	71	71	71	71	104	104
49	47	49	108	108	108	108	108	108	108	108	108	143	143
143	48	143	104	104	104	104	104	104	104	104	104	97	97
97	49	97	143	143	143	143	143	143	143	143	143	143	151
151	50	151	97	97	97	97	97	97	151	97	97	171	171
171	51	171	171	151	151	151	151	151	97	151	151	172	172
172	52	172	151	171	171	171	171	172	172	172	171	182	182
104	53	104	172	172	172	172	171	171	171	171	171	172	176
182	54	182	176	182	176	176	182	182	182	176	176	190	190
176	55	176	182	176	182	182	176	176	176	182	182	178	178
190	56	190	190	190	190	190	190	190	190	190	190	181	181
178	57	178	178	178	178	178	178	178	178	178	178	178	178
181	58	181	179	179	181	181	181	181	181	181	181	181	181
179	59	179	181	181	179								






**CATERHAM GRADUATES
SPA RACING FESTIVAL
RACE 1**

Analysis by lap

 Lapped

Nr	Lap Time	Gap	Nr	Lap Time	Gap	Nr	Lap Time	Gap	Nr	Lap Time	Gap	Nr	Lap Time	Gap
Lap 1			190	3:25.394	29.737	171	3:09.206	40.833	104	3:00.281	38.105	52	2:56.691	36.258
67	2:55.657		178	3:27.529	31.872	172	3:10.583	43.443	143	3:05.407	50.173	11	2:56.912	36.870
74	2:55.931	0.274	179	3:29.948	34.291	182	3:13.565	49.721	97	3:09.163	56.961	71	3:09.647	42.673
4	2:56.177	0.520	181	3:32.345	36.688	176	3:14.208	50.129	151	3:09.191	58.289	108	2:59.948	46.188
9	2:56.486	0.829	Lap 2			190	3:13.515	50.700	171	3:12.309	1:02.471	104	3:02.870	49.125
46	2:57.205	1.548	74	2:52.278		178	3:17.003	56.323	172	3:12.475	1:05.247	143	3:06.588	1:04.911
93	2:57.501	1.844	9	2:51.968	0.245	179	3:21.345	1:03.084	176	3:13.586	1:13.044	97	3:09.389	1:14.500
2	2:57.550	1.893	67	2:53.314	0.762	181	3:20.054	1:04.190	182	3:14.104	1:13.154	151	3:08.950	1:15.389
1	2:57.621	1.964	4	2:53.426	1.394	Lap 3			190	3:14.124	1:14.153	171	3:13.436	1:24.057
13	2:58.050	2.393	46	2:52.631	1.627	9	2:50.426		178	3:18.270	1:23.922	172	3:11.594	1:24.991
22	2:58.416	2.759	2	2:52.352	1.693	74	2:51.062	0.391	181	3:21.306	1:34.825	176	3:13.887	1:35.081
5	2:58.530	2.873	1	2:53.074	2.486	67	2:50.786	0.877	179	3:22.623	1:35.036	182	3:13.965	1:35.269
44	2:59.032	3.375	13	2:53.204	3.045	4	2:50.429	1.152	Lap 4			190	3:13.574	1:35.877
78	2:59.112	3.455	5	2:53.190	3.511	46	2:50.502	1.458	9	2:51.850		178	3:18.162	1:50.234
122	2:59.761	4.104	22	2:53.698	3.905	2	2:50.898	1.920	74	2:52.726	1.267	181	3:23.262	2:06.237
53	2:59.784	4.127	93	2:54.946	4.238	1	2:50.464	2.279	46	2:51.853	1.461	Lap 5		
72	2:59.888	4.231	78	2:53.453	4.356	13	2:51.585	3.959	4	2:52.394	1.696	9	2:51.116	
89	3:00.458	4.801	72	2:53.252	4.931	93	2:50.875	4.442	1	2:51.359	1.788	74	2:50.291	0.442
47	3:01.167	5.510	44	2:54.452	5.275	5	2:51.610	4.450	67	2:52.968	1.995	46	2:50.653	0.998
10	3:01.289	5.632	89	2:53.400	5.649	78	2:51.160	4.845	2	2:51.983	2.053	4	2:50.721	1.301
79	3:01.673	6.016	122	2:54.667	6.219	22	2:52.068	5.302	13	2:52.225	4.334	1	2:51.061	1.733
17	3:02.270	6.613	10	2:53.850	6.930	44	2:51.944	6.548	93	2:52.182	4.774	67	2:51.212	2.091
94	3:02.699	7.042	53	2:55.459	7.034	89	2:52.799	7.777	5	2:52.418	5.018	2	2:51.513	2.450
25	3:04.203	8.546	47	2:54.335	7.293	72	2:54.740	9.000	78	2:52.214	5.209	5	2:51.395	5.297
115	3:05.048	9.391	79	2:54.288	7.752	10	2:52.837	9.096	22	2:52.500	5.952	78	2:51.557	5.650
59	3:05.247	9.590	17	2:54.026	8.087	122	2:54.777	10.325	44	2:51.530	6.228	13	2:52.812	6.030
101	3:05.808	10.151	94	2:53.840	8.330	79	2:53.460	10.541	89	2:51.236	7.163	93	2:53.152	6.810
69	3:05.889	10.232	25	2:54.113	10.107	47	2:54.137	10.759	10	2:52.008	9.254	22	2:52.121	6.957
8	3:06.133	10.476	115	2:53.945	10.784	53	2:54.559	10.922	72	2:52.951	10.101	44	2:52.296	7.408
116	3:06.913	11.256	59	2:54.015	11.053	94	2:53.787	11.446	79	2:51.645	10.336	89	2:51.889	7.936
114	3:07.210	11.553	101	2:54.019	11.618	17	2:54.661	12.077	47	2:52.177	11.086	10	2:54.248	12.386
121	3:07.384	11.727	69	2:54.062	11.742	115	2:53.155	13.268	122	2:52.805	11.280	72	2:53.651	12.636
117	3:07.481	11.824	116	2:53.506	12.210	69	2:52.415	13.486	94	2:52.513	12.109	79	2:53.778	12.998
23	3:07.987	12.330	8	2:54.872	12.796	101	2:53.020	13.967	53	2:53.697	12.769	47	2:53.351	13.321
12	3:08.110	12.453	23	2:54.234	14.012	59	2:53.844	14.226	17	2:52.544	12.771	122	2:53.629	13.793
103	3:08.702	13.045	114	2:55.022	14.023	25	2:55.956	15.392	59	2:53.282	15.658	94	2:52.844	13.837
73	3:08.730	13.073	121	2:55.238	14.413	116	2:53.929	15.468	115	2:54.673	16.091	53	2:56.039	17.692
106	3:09.561	13.904	117	2:55.949	15.221	8	2:53.539	15.664	101	2:54.364	16.481	59	2:53.952	18.494
68	3:09.696	14.039	12	2:55.460	15.361	23	2:54.243	17.584	69	2:55.345	16.981	69	2:54.164	20.029
19	3:10.455	14.798	73	2:55.041	15.562	114	2:54.790	18.142	25	2:54.093	17.635	115	2:55.359	20.334
71	3:11.442	15.785	68	2:54.912	16.399	73	2:53.561	18.452	116	2:54.648	18.266	101	2:55.272	20.637
124	3:11.748	16.091	103	2:56.774	17.267	121	2:54.727	18.469	8	2:54.659	18.473	25	2:54.811	21.330
11	3:12.157	16.500	19	2:55.589	17.835	68	2:54.542	20.270	114	2:52.981	19.273	8	2:54.657	22.014
49	3:12.343	16.686	106	2:56.998	18.350	12	2:55.996	20.686	23	2:53.687	19.421	116	2:55.265	22.415
48	3:12.728	17.071	71	2:55.838	19.071	117	2:56.144	20.694	73	2:54.000	20.602	17	3:01.255	22.910
55	3:13.655	17.998	49	2:56.377	20.511	103	2:56.717	23.313	121	2:53.994	20.613	114	2:54.886	23.043
52	3:14.449	18.792	124	2:57.305	20.844	71	2:56.476	24.876	68	2:53.247	21.667	121	2:53.680	23.177
108	3:15.734	20.077	48	2:57.376	21.895	19	2:58.631	25.795	12	2:54.444	23.280	23	2:55.122	23.427
104	3:15.863	20.206	55	2:58.301	23.747	106	2:58.428	26.107	117	2:55.741	24.585	73	2:54.208	23.694
143	3:18.342	22.685	11	3:00.107	24.055	49	2:56.538	26.378	103	2:57.277	28.740	68	2:53.553	24.104
97	3:19.073	23.416	52	2:57.884	24.124	124	2:56.412	26.585	19	2:56.834	30.779	12	2:56.052	28.216
171	3:19.836	24.179	108	3:00.820	28.345	55	2:55.901	28.977	49	2:56.442	30.970	117	2:55.748	29.217
151	3:20.632	24.975	104	3:00.841	28.495	48	2:58.203	29.427	124	2:56.576	31.311	19	2:56.202	35.865
172	3:21.069	25.412	143	3:05.304	35.437	52	2:57.964	31.417	55	2:54.960	32.087	103	2:59.114	36.738
176	3:24.130	28.473	97	3:07.605	38.469	11	2:58.424	31.808	106	2:58.427	32.684	55	2:55.975	36.946
182	3:24.365	28.708	151	3:07.346	39.769	108	3:00.416	38.090	48	2:56.574	34.151	124	2:57.524	37.719





**CATERHAM GRADUATES
SPA RACING FESTIVAL
RACE 1**


Analysis by lap

 Lapped

Nr	Lap Time	Gap	Nr	Lap Time	Gap	Nr	Lap Time	Gap	Nr	Lap Time	Gap	Nr	Lap Time	Gap
73	2:54.159	40.638	116	2:55.928	45.059									
17	2:55.630	40.967	68	2:55.881	45.519									
116	2:55.311	41.669	23	2:57.710	54.793									
68	2:54.351	42.176	182	3:12.959	1 Lap									
23	2:55.895	49.621	176	3:14.784	1 Lap									
117	2:57.421	57.795	190	3:12.404	1 Lap									
12	2:58.232	57.977	117	2:58.720	1:03.977									
178	3:16.156	1 Lap	12	2:58.617	1:04.056									
103	2:57.775	1:09.090	103	2:58.652	1:15.204									
19	2:58.519	1:09.384	19	2:58.653	1:15.499									
48	2:57.950	1:09.858	48	2:58.794	1:16.114									
49	2:59.641	1:11.614	52	2:57.273	1:16.626									
52	2:59.416	1:11.891	49	2:58.385	1:17.461									
11	3:00.374	1:13.777	11	2:56.538	1:17.777									
106	3:01.934	1:15.134	71	3:01.871	1:24.517									
71	2:56.150	1:15.184	124	3:02.525	1:25.243									
124	3:01.900	1:15.256	106	3:04.051	1:26.647									
55	3:18.412	1:30.761	178	3:17.829	1 Lap									
108	3:03.031	1:38.408	55	3:01.023	1:39.246									
104	3:02.983	1:39.035	108	2:56.844	1:42.714									
181	3:21.448	1 Lap	104	3:00.041	1:46.538									
143	3:07.886	2:26.388	181	3:22.122	1 Lap									
			143	3:07.488	2:41.338									

Lap 11

46	2:52.251	
67	2:51.070	0.379
1	2:50.465	0.953
74	2:53.698	1.160
2	2:50.707	1.448
9	2:52.721	1.524
4	2:56.396	4.579
78	2:54.340	13.324
5	2:52.727	13.958
93	2:53.767	14.439
22	2:54.718	14.718
97	3:12.313	1 Lap
13	2:57.383	18.888
44	2:58.212	20.881
89	2:57.568	22.048
10	2:55.513	31.706
72	2:55.279	32.273
151	3:28.270	1 Lap
47	2:57.679	38.966
79	2:59.839	39.263
94	2:58.991	39.839
122	2:58.810	39.860
69	2:58.520	40.550
59	2:59.072	40.759
101	2:58.044	41.869
171	3:11.873	1 Lap
115	2:59.444	42.466
172	3:12.194	1 Lap
121	2:54.839	42.855
25	2:58.718	43.014
53	3:01.112	43.340
73	2:55.668	43.768
17	2:55.616	44.045




CATERHAM GRADUATES SPA RACING FESTIVAL RACE 1

Analysis

■ Personal Best
 ■ Session Best
 ■ Crossing the finish line in pit lane

Lap	Time	Sector 1	Sector 2	Sector 3	T. Spd	Elapsed	Lap	Time	Sector 1	Sector 2	Sector 3	T. Spd	Elapsed
1 Oliver GIBSON Oliver Gibson													
1	2:57.621	53.300	1:17.980	46.341	196.4	2:57.621	1	3:06.133	58.834	1:19.923	47.376	190.5	3:06.133
2	2:53.074	51.711	1:16.501	44.862	184.3	5:50.695	2	2:54.872	51.633	1:17.372	45.867	185.9	6:01.005
3	2:50.464	49.456	1:15.587	45.421	196.4	8:41.159	3	2:53.539	51.212	1:16.291	46.036	187.5	8:54.544
4	2:51.359	50.609	1:15.625	45.125	187.5	11:32.518	4	2:54.659	52.004	1:16.554	46.101	186.2	11:49.203
5	2:51.061	51.064	1:14.880	45.117	191.8	14:23.579	5	2:54.657	50.765	1:17.267	46.625	189.8	14:43.860
6	2:51.396	49.763	1:15.532	46.101	197.1	17:14.975	6	2:53.487	51.310	1:16.413	45.764	194.2	17:37.347
7	2:51.615	49.252	1:16.221	46.142	193.9	20:06.590	7	2:56.182	52.121	1:17.443	46.618	193.9	20:33.529
8	2:51.617	49.437	1:16.752	45.428	188.8	22:58.207	8	2:55.787	51.528	1:17.741	46.518	190.8	23:29.316
9	2:51.833	50.993	1:15.423	45.417	195.7	25:50.040	9	2:56.258	51.265	1:18.242	46.751	186.5	26:25.574
10	2:50.967	49.880	1:15.703	45.384	196.4	28:41.007							
11	2:50.465	50.240	1:15.396	44.829	194.2	31:31.472							
8 Spencer FORTAG McMillan Motorsport													
1	3:06.133	58.834	1:19.923	47.376	190.5	3:06.133	1	3:06.133	58.834	1:19.923	47.376	190.5	3:06.133
2	2:54.872	51.633	1:17.372	45.867	185.9	6:01.005	2	2:54.872	51.633	1:17.372	45.867	185.9	6:01.005
3	2:53.539	51.212	1:16.291	46.036	187.5	8:54.544	3	2:53.539	51.212	1:16.291	46.036	187.5	8:54.544
4	2:54.659	52.004	1:16.554	46.101	186.2	11:49.203	4	2:54.659	52.004	1:16.554	46.101	186.2	11:49.203
5	2:54.657	50.765	1:17.267	46.625	189.8	14:43.860	5	2:54.657	50.765	1:17.267	46.625	189.8	14:43.860
6	2:53.487	51.310	1:16.413	45.764	194.2	17:37.347	6	2:53.487	51.310	1:16.413	45.764	194.2	17:37.347
7	2:56.182	52.121	1:17.443	46.618	193.9	20:33.529	7	2:56.182	52.121	1:17.443	46.618	193.9	20:33.529
8	2:55.787	51.528	1:17.741	46.518	190.8	23:29.316	8	2:55.787	51.528	1:17.741	46.518	190.8	23:29.316
9	2:56.258	51.265	1:18.242	46.751	186.5	26:25.574	9	2:56.258	51.265	1:18.242	46.751	186.5	26:25.574
9 Samuel WILSON Samuel Wilson													
1	2:56.486	53.401	1:17.557	45.528	194.9	2:56.486	1	2:56.486	53.401	1:17.557	45.528	194.9	2:56.486
2	2:51.968	50.570	1:16.229	45.169	192.5	5:48.454	2	2:51.968	50.570	1:16.229	45.169	192.5	5:48.454
3	2:50.426	50.486	1:14.436	45.504	186.2	8:38.880	3	2:50.426	50.486	1:14.436	45.504	186.2	8:38.880
4	2:51.850	50.808	1:15.948	45.094	184.9	11:30.730	4	2:51.850	50.808	1:15.948	45.094	184.9	11:30.730
5	2:51.116	50.906	1:14.802	45.408	186.5	14:21.846	5	2:51.116	50.906	1:14.802	45.408	186.5	14:21.846
6	2:51.458	50.715	1:14.913	45.830	186.9	17:13.304	6	2:51.458	50.715	1:14.913	45.830	186.9	17:13.304
7	2:51.961	50.178	1:15.714	46.069	187.8	20:05.265	7	2:51.961	50.178	1:15.714	46.069	187.8	20:05.265
8	2:52.507	50.430	1:16.313	45.764	187.5	22:57.772	8	2:52.507	50.430	1:16.313	45.764	187.5	22:57.772
9	2:50.267	49.896	1:14.749	45.622	192.2	25:48.039	9	2:50.267	49.896	1:14.749	45.622	192.2	25:48.039
10	2:51.283	50.028	1:15.533	45.722	197.4	28:39.322	10	2:51.283	50.028	1:15.533	45.722	197.4	28:39.322
11	2:52.721	50.046	1:16.837	45.838	195.7	31:32.043	11	2:52.721	50.046	1:16.837	45.838	195.7	31:32.043
10 Gareth CORDEY Gareth Cordey													
1	3:01.289	56.751	1:18.671	45.867	189.1	3:01.289	1	3:01.289	56.751	1:18.671	45.867	189.1	3:01.289
2	2:53.850	50.564	1:17.584	45.702	189.1	5:55.139	2	2:53.850	50.564	1:17.584	45.702	189.1	5:55.139
3	2:52.837	50.216	1:16.789	45.832	189.8	8:47.976	3	2:52.837	50.216	1:16.789	45.832	189.8	8:47.976
4	2:52.008	50.690	1:15.699	45.619	188.5	11:39.984	4	2:52.008	50.690	1:15.699	45.619	188.5	11:39.984
5	2:54.248	50.919	1:17.177	46.152	186.2	14:34.232	5	2:54.248	50.919	1:17.177	46.152	186.2	14:34.232
6	2:54.547	51.238	1:16.177	47.132	191.8	17:28.779	6	2:54.547	51.238	1:16.177	47.132	191.8	17:28.779
7	2:55.290	52.110	1:16.911	46.269	182.7	20:24.069	7	2:55.290	52.110	1:16.911	46.269	182.7	20:24.069
8	2:53.696	51.442	1:16.413	45.841	184.9	23:17.765	8	2:53.696	51.442	1:16.413	45.841	184.9	23:17.765
9	2:54.528	51.111	1:17.218	46.199	184.9	26:12.293	9	2:54.528	51.111	1:17.218	46.199	184.9	26:12.293
10	2:54.419	51.235	1:16.985	46.199	185.9	29:06.712	10	2:54.419	51.235	1:16.985	46.199	185.9	29:06.712
11	2:55.513	51.165	1:18.055	46.293	185.9	32:02.225	11	2:55.513	51.165	1:18.055	46.293	185.9	32:02.225
11 Christopher BUCKLEY Christopher Buckley													
1	3:12.157	1:01.992	1:21.901	48.264	189.5	3:12.157	1	3:12.157	1:01.992	1:21.901	48.264	189.5	3:12.157
2	3:00.107	53.060	1:18.917	48.130	185.6	6:12.264	2	3:00.107	53.060	1:18.917	48.130	185.6	6:12.264
3	2:58.424	52.434	1:19.044	46.946	175.0	9:10.688	3	2:58.424	52.434	1:19.044	46.946	175.0	9:10.688
4	2:56.912	51.295	1:19.159	46.458	195.3	12:07.600	4	2:56.912	51.295	1:19.159	46.458	195.3	12:07.600
5	2:56.529	51.123	1:18.579	46.827	190.8	15:04.129	5	2:56.529	51.123	1:18.579	46.827	190.8	15:04.129
6	2:55.800	51.036	1:18.269	46.495	186.9	17:59.929	6	2:55.800	51.036	1:18.269	46.495	186.9	17:59.929
7	2:56.161	50.948	1:18.389	46.824	189.5	20:56.090	7	2:56.161	50.948	1:18.389	46.824	189.5	20:56.090
8	2:57.041	51.089	1:19.366	46.586	182.1	23:53.131	8	2:57.041	51.089	1:19.366	46.586	182.1	23:53.131
9	2:58.253	51.906	1:18.636	47.711	185.9	26:51.384	9	2:58.253	51.906	1:18.636	47.711	185.9	26:51.384
10	3:00.374	51.337	1:22.266	46.771	193.5	29:51.758	10	3:00.374	51.337	1:22.266	46.771	193.5	29:51.758
11	2:56.538	51.198	1:19.089	46.251	191.8	32:48.296	11	2:56.538	51.198	1:19.089	46.251	191.8	32:48.296
12 Peter MARSH Peter Marsh													
1	3:12.157	1:01.992	1:21.901	48.264	189.5	3:12.157	1	3:12.157	1:01.992	1:21.901	48.264	189.5	3:12.157
2	3:00.107	53.060	1:18.917	48.130	185.6	6:12.264	2	3:00.107	53.060	1:18.917	48.130	185.6	6:12.264
3	2:58.424	52.434	1:19.044	46.946	175.0	9:10.688	3	2:58.424	52.434	1:19.044	46.946	175.0	9:10.688
4	2:56.912	51.295	1:19.159	46.458	195.3	12:07.600	4	2:56.912	51.295	1:19.159	46.458	195.3	12:07.600
5	2:56.529	51.123	1:18.579	46.827	190.8	15:04.129	5	2:56.529	51.123	1:18.579	46.827	190.8	15:04.129
6	2:55.800	51.036	1:18.269	46.495	186.9	17:59.929	6	2:55.800	51.036	1:18.269	46.495	186.9	17:59.929
7	2:56.161	50.948	1:18.389	46.824	189.5	20:56.090	7	2:56.161	50.948	1:18.389	46.824	189.5	20:56.090
8	2:57.041	51.089	1:19.366	46.586	182.1	23:53.131	8	2:57.041	51.089	1:19.366	46.586	182.1	23:53.131
9	2:58.253	51.906	1:18.636	47.711	185.9	26:51.384	9	2:58.253	51.906	1:18.636	47.711	185.9	26:51.384
10	3:00.374	51.337	1:22.266	46.771	193.5	29:51.758	10	3:00.374	51.337	1:22.266	46.771	193.5	29:51.758
11	2:56.538	51.198	1:19.089	46.251	191.8	32:48.296	11	2:56.538	51.198	1:19.089	46.251	191.8	32:48.296
2 Jamie ELLWOOD Jamie Ellwood													
1	2:57.550	52.333	1:17.408	47.809	187.8	2:57.550	1	2:57.550	52.333	1:17.408	47.809	187.8	2:57.550
2	2:52.352	51.576	1:15.203	45.573	190.1	5:49.902	2	2:52.352	51.576	1:15.203	45.573	190.1	5:49.902
3	2:50.898	49.875	1:15.657	45.366	190.8	8:40.800	3	2:50.898	49.875	1:15.657	45.366	190.8	8:40.800
4	2:51.983	49.473	1:16.835	45.675	187.5	11:32.783	4	2:51.983	49.473	1:16.835	45.675	187.5	11:32.783
5	2:51.513	50.929	1:15.551	45.033	186.5	14:24.296	5	2:51.513	50.929	1:15.551	45.033	186.5	14:24.296
6	2:51.164	49.456	1:16.206	45.502	182.7	17:15.460	6	2:51.164	49.456	1:16.			



**CATERHAM GRADUATES
SPA RACING FESTIVAL
RACE 1**

Analysis

■ Personal Best ■ Session Best B Crossing the finish line in pit lane

Lap	Time	Sector 1	Sector 2	Sector 3	T. Spd	Elapsed	Lap	Time	Sector 1	Sector 2	Sector 3	T. Spd	Elapsed
1	3:08.110	1:00.291	1:21.057	46.762	178.8	3:08.110	2	2:53.698	51.060	1:16.787	45.851	185.9	5:52.114
2	2:55.460	52.177	1:17.315	45.968	188.5	6:03.570	3	2:52.068	51.121	1:15.829	45.118	183.1	8:44.182
3	2:55.996	51.886	1:18.042	46.068	180.3	8:59.566	4	2:52.500	50.885	1:15.857	45.758	187.8	11:36.682
4	2:54.444	51.160	1:17.040	46.244	188.8	11:54.010	5	2:52.121	50.803	1:16.245	45.073	189.1	14:28.803
5	2:56.052	51.559	1:17.515	46.978	180.3	14:50.062	6	2:51.572	49.785	1:16.270	45.517	189.5	17:20.375
6	2:56.637	51.843	1:17.476	47.318	185.2	17:46.699	7	2:51.742	50.364	1:16.003	45.375	187.5	20:12.117
7	2:56.527	51.968	1:17.682	46.877	185.6	20:43.226	8	2:52.168	49.797	1:16.559	45.812	193.2	23:04.285
8	2:58.205	52.362	1:18.992	46.851	181.8	23:41.431	9	2:54.538	50.827	1:17.022	46.689	179.4	25:58.823
9	2:56.295	51.947	1:17.807	46.541	175.9	26:37.726	10	2:51.696					28:50.519
10	2:58.232	52.241	1:19.056	46.935	180.9	29:35.958	11	2:54.718	50.950	1:17.796	45.972	190.1	31:45.237
11	2:58.617	52.354	1:19.016	47.247	187.2	32:34.575							

13 Steven MCMASTER
Steven McMaster

1	2:58.050	54.056	1:17.451	46.543	190.1	2:58.050
2	2:53.204	51.599	1:16.853	44.752	188.2	5:51.254
3	2:51.585	50.674	1:14.964	45.947	182.7	8:42.839
4	2:52.225	51.152	1:15.154	45.919	185.2	11:35.064
5	2:52.812	51.121	1:16.661	45.030	183.7	14:27.876
6	2:51.723	50.062			184.0	17:19.599
7	2:51.428			46.501		20:11.027
8	2:54.260	50.957	1:16.997	46.306	191.5	23:05.287
9	2:53.443	50.547	1:16.884	46.012	192.5	25:58.730
10	2:53.294	51.806	1:16.261	45.227	198.9	28:52.024
11	2:57.383	49.969	1:21.122	46.292	196.0	31:49.407

17 Steven ROBERTSON
Steven Robertson

1	3:02.270	56.601	1:19.480	46.189	191.2	3:02.270
2	2:54.026	50.668	1:17.492	45.866	189.5	5:56.296
3	2:54.661	51.522	1:17.520	45.619	191.2	8:50.957
4	2:52.544	50.047	1:17.115	45.382	198.5	11:43.501
5	3:01.255	50.936	1:17.788	52.531	188.2	14:44.756
6	2:53.666	50.431	1:16.665	46.570	194.6	17:38.422
7	2:53.851	50.665	1:17.533	45.653	194.9	20:32.273
8	2:54.987	50.906	1:18.344	45.737	191.5	23:27.260
9	2:56.058	51.713	1:17.713	46.632	183.7	26:23.318
10	2:55.630	52.133	1:17.245	46.252	187.2	29:18.948
11	2:55.616	52.747	1:17.206	45.663	188.5	32:14.564

19 Mark GIBSON
Mark Gibson

1	3:10.455	1:01.533	1:21.899	47.023	169.0	3:10.455
2	2:55.589	51.428	1:18.063	46.098	190.5	6:06.044
3	2:58.631	51.904	1:19.729	46.998	187.5	9:04.675
4	2:56.834	52.240	1:17.927	46.667	184.6	12:01.509
5	2:56.202	52.546	1:17.195	46.461	184.3	14:57.711
6	2:57.681	52.588			180.3	17:55.392
7	2:57.174	52.476	1:17.522	47.176	179.1	20:52.566
8	2:58.327	52.876	1:18.840	46.611	173.4	23:50.893
9	2:57.953	51.441	1:19.466	47.046	186.2	26:48.846
10	2:58.519	52.623	1:19.126	46.770	180.0	29:47.365
11	2:58.653	52.071	1:19.701	46.881	185.6	32:46.018

22 Glenn BURTEISHAW
Glenn Burtenshaw

1	2:58.416	54.243	1:17.921	46.252		2:58.416
---	----------	--------	----------	--------	--	----------

23 Richard VALE
Richard Vale

1	3:07.987	59.578	1:21.412	46.997	193.9	3:07.987
2	2:54.234	50.619	1:17.781	45.834	200.7	6:02.221
3	2:54.243	51.331	1:16.844	46.068	188.5	8:56.464
4	2:53.687	50.273	1:17.230	46.184	197.8	11:50.151
5	2:55.122	51.326	1:17.410	46.386	188.2	14:45.273
6	2:54.345	51.905	1:16.580	45.860	193.5	17:39.618
7	2:54.799	50.695	1:17.874	46.230	198.2	20:34.417
8	2:54.544	50.233	1:17.803	46.508	193.5	23:28.961
9	3:02.746	50.159	1:26.133	46.454	182.1	26:31.707
10	2:55.895	51.363	1:18.200	46.332	185.9	29:27.602
11	2:57.710	51.650	1:19.723	46.337	187.2	32:25.312

25 Joel DOHERTY
Rockey Racing

1	3:04.203	58.606	1:19.485	46.112	190.5	3:04.203
2	2:54.113	51.379	1:17.077	45.657	185.6	5:58.316
3	2:55.956	50.839	1:18.212	46.905	189.5	8:54.272
4	2:54.093	50.666	1:17.758	45.669	194.6	11:48.365
5	2:54.811	50.418	1:17.784	46.609	194.6	14:43.176
6	2:54.615	50.517	1:17.074	47.024	196.0	17:37.791
7	2:54.112	51.071	1:17.115	45.926	185.9	20:31.903
8	2:55.712	51.287	1:17.897	46.528	187.5	23:27.615
9	2:53.437	51.002	1:16.554	45.881	186.9	26:21.052
10	2:53.763	50.898	1:16.441	46.424	185.9	29:14.815
11	2:58.718	50.126	1:20.347	48.245	194.2	32:13.533


44 Charles ELLIOTT
Charles Elliott

1	2:59.032	54.973	1:17.551	46.508	193.2	2:59.032
2	2:54.452	50.687	1:18.412	45.353	188.8	5:53.484
3	2:51.944	50.744	1:15.758	45.442	191.2	8:45.428
4	2:51.530	50.594	1:15.337	45.599	190.8	11:36.958
5	2:52.296	50.374	1:16.218	45.704	193.2	14:29.254
6	2:52.579	50.374	1:16.394	45.811	199.3	17:21.833
7	2:53.823	50.714	1:16.894	46.215	195.7	20:15.656
8	2:52.729	50.741	1:16.487	45.501	186.2	23:08.385
9	2:52.184	50.221	1:15.588	46.375	191.8	26:00.569
10	2:52.619	50.096	1:17.059	45.464	191.8	28:53.188
11	2:58.212	50.117	1:20.292	47.803	192.9	31:51.400

46 Mike EVANS
LFP Motorsport

1	2:57.205	53.020	1:17.743	46.442	197.1	2:57.205
2	2:52.631	49.855	1:16.070	46.706	187.2	5:49.836





**CATERHAM GRADUATES
SPA RACING FESTIVAL
RACE 1**

Analysis

■ Personal Best ■ Session Best B Crossing the finish line in pit lane

Lap	Time	Sector 1	Sector 2	Sector 3	T. Spd	Elapsed
3	2:50.502	49.754	1:15.415	45.333	190.5	8:40.338
4	2:51.853	49.486	1:16.101	46.266	184.9	11:32.191
5	2:50.653	49.982	1:15.825	44.846	199.3	14:22.844
6	2:51.298	50.449	1:15.068	45.781	191.5	17:14.142
7	2:51.271	49.242	1:15.443	46.586	190.5	20:05.413
8	2:52.018	50.271	1:15.932	45.815	187.5	22:57.431
9	2:49.863	49.335	1:15.422	45.106	186.5	25:47.294
10	2:50.974	50.399	1:15.153	45.422	191.2	28:38.268
11	2:52.251	50.442	1:16.895	44.914	191.5	31:30.519

Lap	Time	Sector 1	Sector 2	Sector 3	T. Spd	Elapsed
4	2:56.691	51.536	1:18.508	46.647	186.5	12:06.988
5	2:56.621	51.532	1:18.270	46.819	187.2	15:03.609
6	2:56.735	51.636	1:18.404	46.695	180.0	18:00.344
7	2:56.132	50.713	1:18.625	46.794	191.2	20:56.476
8	2:56.763	51.252	1:19.024	46.487	192.2	23:53.239
9	2:57.217	51.839	1:17.951	47.427	194.2	26:50.456
10	2:59.416	51.888	1:20.135	47.393	189.5	29:49.872
11	2:57.273	51.543	1:19.228	46.502	184.3	32:47.145

47 Julian VIGGARS
McMillan Motorsport

1	3:01.167	56.645	1:18.444	46.078	195.7	3:01.167
2	2:54.335	50.651	1:17.937	45.747	196.4	5:55.502
3	2:54.137	50.704	1:17.118	46.315	195.3	8:49.639
4	2:52.177	50.870	1:16.012	45.295	193.2	11:41.816
5	2:53.351	50.606	1:17.090	45.655	190.5	14:35.167
6	2:56.051	51.122	1:17.882	47.047	195.3	17:31.218
7	2:54.200	50.961	1:16.876	46.363	191.5	20:25.418
8	2:54.108	51.116	1:17.055	45.937	196.0	23:19.526
9	2:54.130	51.246	1:16.544	46.340	195.7	26:13.656
10	2:58.150	52.049	1:18.958	47.143	176.8	29:11.806
11	2:57.679	50.440	1:20.787	46.452	200.7	32:09.485

53 Barry WHITE
Rockey Racing

1	2:59.784	54.976	1:18.519	46.289	197.1	2:59.784
2	2:55.459	50.700	1:18.659	46.100	194.2	5:55.243
3	2:54.559	51.176	1:17.437	45.946	180.0	8:49.802
4	2:53.697	50.885	1:16.752	46.060	188.2	11:43.499
5	2:56.039	50.892	1:17.608	47.539	187.5	14:39.538
6	2:52.723	51.168	1:16.127	45.428	189.1	17:32.261
7	2:54.027	51.036	1:17.174	45.817	176.8	20:26.288
8	2:54.389	50.564	1:17.740	46.085	186.2	23:20.677
9	2:54.154	50.424	1:17.225	46.505	183.1	26:14.831
10	2:57.916	51.027	1:19.102	47.787	184.3	29:12.747
11	3:01.112	50.127	1:22.102	48.883	199.6	32:13.859

48 Andrew JOHNSON
Andrew Johnson

1	3:12.728	1:03.628	1:21.875	47.225	184.6	3:12.728
2	2:57.376	52.276	1:18.353	46.747	192.2	6:10.104
3	2:58.203	52.704	1:18.241	47.258	187.8	9:08.307
4	2:56.574	52.406	1:17.888	46.280	191.8	12:04.881
5	2:56.192	51.716	1:18.280	46.196	192.2	15:01.073
6	2:56.270	51.059	1:18.725	46.486	190.5	17:57.343
7	2:55.484	51.669	1:17.628	46.187	194.2	20:52.827
8	2:57.202	52.297	1:17.795	47.110	188.8	23:50.029
9	2:59.860	52.148	1:20.007	47.705	188.8	26:49.889
10	2:57.950	52.093	1:18.966	46.891	190.8	29:47.839
11	2:58.794	51.890	1:20.131	46.773	183.7	32:46.633

55 Ryan SCARRATT
Ryan Scarratt

1	3:13.655	1:04.339	1:21.744	47.572	181.5	3:13.655
2	2:58.301	52.350	1:18.470	47.481	178.5	6:11.956
3	2:55.901	52.312	1:17.083	46.506	187.2	9:07.857
4	2:54.960	51.590	1:17.286	46.084	186.9	12:02.817
5	2:55.975	52.116	1:17.216	46.643	186.2	14:58.792
6	2:57.572	52.058	1:18.618	46.896	187.8	17:56.364
7	2:58.086	52.553	1:18.014	47.519	187.2	20:54.450
8	2:56.603	51.357	1:18.786	46.460	175.6	23:51.053
9	2:59.277	51.436	1:20.214	47.627	181.2	26:50.330
10	3:18.412	52.108	1:35.979	50.325	195.7	30:08.742
11	3:01.023	53.018	1:20.081	47.924	183.1	33:09.765

49 Bill SCOTT
Bill Scott

1	3:12.343	1:02.842	1:22.443	47.058	169.3	3:12.343
2	2:56.377	51.559	1:18.366	46.452	184.6	6:08.720
3	2:56.538	51.857	1:18.108	46.573	184.3	9:05.258
4	2:56.442	52.413	1:17.773	46.256	184.3	12:01.700
5	2:58.037	53.538	1:18.033	46.466	184.0	14:59.737
6	2:56.664	51.204	1:18.087	47.373	194.2	17:56.401
7	2:59.056	52.740	1:19.128	47.188	182.4	20:55.457
8	2:56.136	51.447	1:18.183	46.506	185.2	23:51.593
9	2:58.361	51.069	1:19.890	47.402	186.5	26:49.954
10	2:59.641	52.484	1:20.446	46.711	185.6	29:49.595
11	2:58.385	52.078	1:19.944	46.363	183.4	32:47.980

59 Adam CROFT
CTS Motorsport

1	3:05.247	58.062	1:20.344	46.841	189.1	3:05.247
2	2:54.015	50.597	1:17.352	46.066	186.9	5:59.262
3	2:53.844	50.489	1:17.758	45.597	195.3	8:53.106
4	2:53.282	51.266	1:16.342	45.674	185.2	11:46.388
5	2:53.952	51.414	1:16.599	45.939	184.0	14:40.340
6	2:51.576	50.189	1:15.941	45.446	189.8	17:31.916
7	2:53.689	50.795	1:17.023	45.871	184.6	20:25.605
8	2:54.685	50.963	1:17.276	46.446	192.5	23:20.290
9	2:53.494	50.598	1:16.823	46.073	187.5	26:13.784
10	2:58.422	51.550	1:19.120	47.752	183.4	29:12.206
11	2:59.072	50.601	1:21.074	47.397	195.3	32:11.278


52 Michael DOWNING
Michael Downing

1	3:14.449	1:04.433	1:22.561	47.455	185.2	3:14.449
2	2:57.884	51.444	1:19.323	47.117	189.5	6:12.333
3	2:57.964	52.192	1:18.660	47.112	183.7	9:10.297

67 Rob WATTS
UPE Motorsport

1	2:55.657	52.429	1:17.627	45.601	175.9	2:55.657
2	2:53.314	51.262	1:15.320	46.732	186.5	5:48.971
3	2:50.786	50.118	1:15.458	45.210	184.3	8:39.757
4	2:52.968	49.949	1:16.578	46.441	183.4	11:32.725





CATERHAM GRADUATES SPA RACING FESTIVAL RACE 1

Analysis

■ Personal Best
 ■ Session Best
 ■ Crossing the finish line in pit lane

Lap	Time	Sector 1	Sector 2	Sector 3	T. Spd	Elapsed	Lap	Time	Sector 1	Sector 2	Sector 3	T. Spd	Elapsed
5	2:51.212	50.926	1:15.225	45.061	194.6	14:23.937	6	2:56.577	50.964	1:18.537	47.076	184.0	17:31.059
6	2:50.719	49.622	1:15.821	45.276	197.4	17:14.656	7	2:53.633	50.377	1:17.310	45.946	190.8	20:24.692
7	2:51.587	49.482	1:16.010	46.095	193.9	20:06.243	8	2:54.567	50.798	1:17.869	45.900	189.1	23:19.259
8	2:51.928	49.544	1:16.762	45.622	189.1	22:58.171	9	2:53.413	50.552	1:16.846	46.015	190.8	26:12.672
9	2:51.748	50.164	1:16.139	45.445	194.9	25:49.919	10	2:54.841	51.137	1:17.812	45.892	186.2	29:07.513
10	2:49.909	49.670	1:15.211	45.028	189.1	28:39.828	11	2:55.279	50.517	1:19.065	45.697	187.2	32:02.792
11	2:51.070	49.530	1:16.568	44.972	194.2	31:30.898							

68 Dave BULLOCK

UPE Motorsport

1	3:09.696	1:00.976	1:22.070	46.650	179.4	3:09.696
2	2:54.912	51.153	1:18.069	45.690	187.2	6:04.608
3	2:54.542	50.729	1:17.721	46.092	186.9	8:59.150
4	2:53.247	50.513	1:16.909	45.825	193.9	11:52.397
5	2:53.553	50.178	1:17.128	46.247	188.5	14:45.950
6	2:56.025	51.309	1:17.998	46.718	191.2	17:41.975
7	2:54.080	51.792	1:16.701	45.587	190.8	20:36.055
8	2:54.389	50.114	1:18.415	45.860	182.7	23:30.444
9	2:55.362	50.141	1:17.736	47.485	195.7	26:25.806
10	2:54.351	50.559	1:17.609	46.183	184.0	29:20.157
11	2:55.881	51.836	1:18.557	45.488	176.5	32:16.038

69 Jon CURRY

CTS Motorsport

1	3:05.889	59.224	1:20.513	46.152	194.9	3:05.889
2	2:54.062	50.567	1:17.133	46.362	194.2	5:59.951
3	2:52.415	49.928	1:16.846	45.641	196.4	8:52.366
4	2:55.345	52.215	1:16.808	46.322	192.5	11:47.711
5	2:54.164	50.377	1:17.794	45.993	186.2	14:41.875
6	2:53.354	51.110	1:16.053	46.191	190.8	17:35.229
7	2:52.946	50.836	1:16.957	45.153	189.5	20:28.175
8	2:53.551	51.405	1:16.301	45.845	192.9	23:21.726
9	2:55.103	51.124	1:18.419	45.560	196.0	26:16.829
10	2:55.720	49.788	1:19.259	46.673	196.4	29:12.549
11	2:58.520	50.312	1:20.498	47.710	197.1	32:11.069

71 James ELVERY

UPE Motorsport

1	3:11.442	1:02.433	1:21.910	47.099	181.8	3:11.442
2	2:55.838	51.007	1:18.862	45.969	195.3	6:07.280
3	2:56.476	50.788	1:19.149	46.539	189.5	9:03.756
4	3:09.647	50.880	1:31.772	46.995	194.9	12:13.403
5	2:56.630	51.778	1:18.276	46.576	188.5	15:10.033
6	2:56.682	51.588	1:18.292	46.802	188.2	18:06.715
7	2:57.208	51.676	1:18.740	46.792	187.5	21:03.923
8	2:56.283	51.353	1:18.435	46.495	188.5	24:00.206
9	2:56.809	51.536	1:18.676	46.597	189.8	26:57.015
10	2:56.150	51.205	1:18.544	46.401	191.8	29:53.165
11	3:01.871	52.289	1:23.487	46.095	189.1	32:55.036

72 Andrew WHITTON

Andrew Whitton

1	2:59.888	54.118	1:19.995	45.775	193.9	2:59.888
2	2:53.252	49.662	1:18.257	45.333	200.4	5:53.140
3	2:54.740	51.623	1:17.173	45.944	187.8	8:47.880
4	2:52.951	50.860	1:16.645	45.446	186.5	11:40.831
5	2:53.651	50.022	1:17.564	46.065	196.4	14:34.482

73 Mark DAVIES

Mark Davies

1	3:08.730	1:01.397	1:21.042	46.291	184.0	3:08.730
2	2:55.041	51.623	1:17.487	45.931	188.8	6:03.771
3	2:53.561	51.069	1:16.967	45.525	188.2	8:57.332
4	2:54.000	50.899	1:17.230	45.871	194.6	11:51.332
5	2:54.208	50.555	1:17.419	46.234	172.5	14:45.540
6	2:54.380	51.668	1:17.010	45.702	192.5	17:39.920
7	2:55.074	51.265	1:17.510	46.299	186.2	20:34.994
8	2:54.740	50.468	1:18.358	45.914	177.9	23:29.734
9	2:54.726	50.346	1:17.869	46.511	192.5	26:24.460
10	2:54.159	50.569	1:17.387	46.203	192.5	29:18.619
11	2:55.668	51.105	1:17.968	46.595	188.2	32:14.287

74 James BEARDWELL

UPE Motorsport

1	2:55.931	52.351	1:17.955	45.625	182.7	2:55.931
2	2:52.278	50.899	1:15.757	45.622	187.2	5:48.209
3	2:51.062	50.695	1:15.398	44.969	186.2	8:39.271
4	2:52.726	50.422	1:15.751	46.553	186.2	11:31.997
5	2:50.291	49.928	1:15.690	44.673	192.2	14:22.288
6	2:50.848	50.156	1:15.316	45.376	187.8	17:13.136
7	2:52.515	50.314	1:16.395	45.806	186.2	20:05.651
8	2:51.261	49.936	1:15.765	45.560	190.5	22:56.912
9	2:50.899	49.821	1:15.083	45.995	190.8	25:47.811
10	2:50.170	50.039	1:15.454	44.677	184.9	28:37.981
11	2:53.698	50.648	1:16.625	46.425	191.2	31:31.679

78 Peter REYNOLDS

CTS Motorsport


1	2:59.112	55.504	1:17.542	46.066	193.9	2:59.112
2	2:53.453	50.450	1:17.702	45.301	192.2	5:52.565
3	2:51.160	50.512	1:15.763	44.885	191.5	8:43.725
4	2:52.214	50.407	1:16.647	45.160	188.2	11:35.939
5	2:51.557	50.097	1:16.423	45.037	190.8	14:27.496
6	2:51.515	50.207	1:15.846	45.462	186.5	17:19.011
7	2:52.061	50.508	1:15.814	45.739	188.5	20:11.072
8	2:53.801	50.305	1:17.380	46.116	189.8	23:04.873
9	2:52.609	50.165	1:16.860	45.584	185.6	25:57.482
10	2:52.021	50.441	1:16.144	45.436	192.9	28:49.503
11	2:54.340	50.305	1:18.739	45.296	191.5	31:43.843

79 John Shivalal

UPE Motorsport

1	3:01.673	57.034	1:19.261	45.378	191.5	3:01.673
2	2:54.288	50.390	1:17.989	45.909	186.9	5:55.961
3	2:53.460	50.637	1:16.905	45.918	197.1	8:49.421
4	2:51.645	50.249	1:16.103	45.293	191.5	11:41.066
5	2:53.778	50.182	1:17.452	46.144	195.7	14:34.844
6	2:53.773	50.810	1:16.357	46.606	190.5	17:28.617





CATERHAM GRADUATES SPA RACING FESTIVAL RACE 1

Analysis

■ Personal Best
 ■ Session Best
 ■ Crossing the finish line in pit lane

Lap	Time	Sector 1	Sector 2	Sector 3	T. Spd	Elapsed
7	2:55.891	52.264	1:17.162	46.465	182.4	20:24.508
8	2:53.707	50.925	1:16.060	46.722	186.2	23:18.215
9	2:56.407	50.600	1:17.062	48.745	187.2	26:14.622
10	2:55.321	50.793	1:17.842	46.686	189.1	29:09.943
11	2:59.839	50.545	1:22.083	47.211	190.8	32:09.782

Lap	Time	Sector 1	Sector 2	Sector 3	T. Spd	Elapsed
8	3:06.302	54.281	1:22.114	49.907	172.0	25:24.410
9	3:10.810	56.105	1:24.378	50.327	160.7	28:35.220
10	3:12.313	54.396	1:27.818	50.099	172.8	31:47.533

89 **Tim CHILD**
UPE Motorsport

1	3:00.458	56.074	1:18.678	45.706	188.2	3:00.458
2	2:53.400	50.224	1:17.817	45.359	194.2	5:53.858
3	2:52.799	50.629	1:16.612	45.558	192.5	8:46.657
4	2:51.236	49.624	1:16.446	45.166	191.8	11:37.893
5	2:51.889	49.740	1:16.750	45.399	181.2	14:29.782
6	2:52.000	49.573	1:16.372	46.055	194.2	17:21.782
7	2:54.075	50.619	1:16.811	46.645	195.7	20:15.857
8	2:51.984	50.407	1:16.414	45.163	191.2	23:07.841
9	2:52.313	49.575	1:16.201	46.537	194.9	26:00.154
10	2:54.845	50.195	1:18.956	45.694	193.5	28:54.999
11	2:57.568	49.966	1:21.408	46.194	195.3	31:52.567

101 **Declan DOLAN**
Declan Dolan

1	3:05.808	59.117	1:19.962	46.729	196.7	3:05.808
2	2:54.019	50.165	1:17.860	45.994	192.2	5:59.827
3	2:53.020	50.055	1:17.028	45.937	193.2	8:52.847
4	2:54.364	51.800	1:16.894	45.670	192.9	11:47.211
5	2:55.272	50.663	1:17.640	46.969	190.5	14:42.483
6	2:52.524	50.709	1:16.125	45.690	192.2	17:35.007
7	2:52.633	50.794	1:16.381	45.458	194.9	20:27.640
8	2:54.456	51.930	1:16.129	46.397	191.2	23:22.096
9	2:54.196	50.573	1:18.040	45.583	193.5	26:16.292
10	2:58.052	50.118	1:19.279	48.655	189.8	29:14.344
11	2:58.044	50.159	1:20.710	47.175	191.2	32:12.388

93 **Matt TOPHAM**
LFP Motorsport

1	2:57.501	54.154	1:17.592	45.755	190.8	2:57.501
2	2:54.946	51.640	1:16.188	47.118	190.1	5:52.447
3	2:50.875	49.621	1:15.630	45.624	192.5	8:43.322
4	2:52.182	50.635	1:15.797	45.750	192.5	11:35.504
5	2:53.152	50.669	1:17.064	45.419	192.9	14:28.656
6	2:51.594	49.237	1:16.443	45.914	200.0	17:20.250
7	2:51.677	49.409	1:16.730	45.538	182.1	20:11.927
8	2:53.410	49.898	1:17.363	46.149	191.8	23:05.337
9	2:53.748	50.293	1:16.951	46.504	195.3	25:59.085
10	2:52.106	51.060	1:16.370	44.676	195.3	28:51.191
11	2:53.767	49.997	1:17.841	45.929	195.3	31:44.958

103 **Roger FORD**
Roger Ford

1	3:08.702	1:01.365	1:20.313	47.024	187.8	3:08.702
2	2:56.774	52.279	1:18.303	46.192	190.8	6:05.476
3	2:56.717	51.454	1:17.663	47.600	187.2	9:02.193
4	2:57.277	51.951	1:17.811	47.515	183.4	11:59.470
5	2:59.114	52.913	1:18.223	47.978	180.3	14:58.584
6	2:57.670	52.065	1:18.038	47.567	184.6	17:56.254
7	2:57.256	51.780	1:18.323	47.153	184.0	20:53.510
8	2:57.061	51.814	1:18.186	47.061	187.8	23:50.571
9	2:58.725	51.752	1:19.173	47.800	184.3	26:49.296
10	2:57.775	52.148	1:18.798	46.829	179.1	29:47.071
11	2:58.652	52.447	1:20.006	46.199	187.8	32:45.723

94 **Aman UPPAL**
LFP Motorsport

1	3:02.699	57.636	1:19.037	46.026	193.5	3:02.699
2	2:53.840	51.141	1:17.012	45.687	189.8	5:56.539
3	2:53.787	51.286	1:16.943	45.558	190.1	8:50.326
4	2:52.513	50.413	1:16.501	45.599	196.0	11:42.839
5	2:52.844	50.219	1:17.038	45.587	194.2	14:35.683
6	2:56.081	50.633	1:17.785	47.663	191.5	17:31.764
7	2:53.684	50.727	1:16.836	46.121	194.2	20:25.448
8	2:54.661	50.732	1:17.002	46.927	190.5	23:20.109
9	2:53.116	50.304	1:16.700	46.112	194.6	26:13.225
10	2:58.142	52.053	1:19.047	47.042	188.5	29:11.367
11	2:58.991	50.693	1:21.131	47.167	190.5	32:10.358

104 **Christopher Kim RAYMENT**
Christopher Kim Rayment

1	3:15.863	1:04.710	1:22.472	48.681	178.2	3:15.863
2	3:00.841	53.696	1:20.030	47.115	184.3	6:16.704
3	3:00.281	52.784	1:20.066	47.431	184.0	9:16.985
4	3:02.870	54.794	1:19.716	48.360	185.6	12:19.855
5	2:59.836	53.017	1:19.747	47.072	187.5	15:19.691
6	2:58.774	52.872	1:19.201	46.701	186.9	18:18.465
7	2:58.191	53.088	1:18.653	46.450	184.9	21:16.656
8	2:57.520	51.799	1:19.232	46.489	193.9	24:14.176
9	2:59.857	52.790	1:19.511	47.556	183.1	27:14.033
10	3:02.983	52.607	1:22.962	47.414	189.1	30:17.016
11	3:00.041	52.278	1:20.233	47.530	189.5	33:17.057


97 **Simon CASSEY**
CTS Motorsport

1	3:19.073	1:04.547	1:24.086	50.440	172.5	3:19.073
2	3:07.605	53.780	1:23.979	49.846	173.9	6:26.678
3	3:09.163	55.225	1:24.062	49.876	163.6	9:35.841
4	3:09.389	55.101	1:24.056	50.232	168.0	12:45.230
5	3:08.820	55.480	1:23.615	49.725	167.2	15:54.050
6	3:07.333	55.834	1:22.200	49.299	169.8	19:01.383
7	3:16.725	54.916	1:31.107	50.702	174.2	22:18.108

106 **Mark JONES**
Rockey Racing

1	3:09.561	1:00.703	1:21.451	47.407	181.8	3:09.561
2	2:56.998	52.361	1:18.323	46.314	190.8	6:06.559
3	2:58.428	51.722	1:19.748	46.958	188.5	9:04.987
4	2:58.427	52.990	1:18.218	47.219	176.5	12:03.414
5	2:56.808	52.214	1:18.213	46.381	187.5	15:00.222
6	2:56.849	51.731	1:18.011	47.107	193.9	17:57.071
7	2:58.621	52.595	1:19.060	46.966	191.2	20:55.692
8	2:57.126	51.351	1:19.002	46.773	196.0	23:52.818
9	2:58.363	52.442	1:18.771	47.150	191.5	26:51.181





**CATERHAM GRADUATES
SPA RACING FESTIVAL
RACE 1**

Analysis

■ Personal Best ■ Session Best ■ Crossing the finish line in pit lane

Lap	Time	Sector 1	Sector 2	Sector 3	T. Spd	Elapsed
10	3:01.934	51.347	1:22.237	48.350	199.3	29:53.115
11	3:04.051	52.486	1:24.829	46.736	178.8	32:57.166

108 Neil STURGESS
Neil Sturgess

1	3:15.734	1:03.795	1:22.996	48.943	178.5	3:15.734
2	3:00.820	53.791	1:19.371	47.658	186.2	6:16.554
3	3:00.416	52.988	1:19.403	48.025	183.4	9:16.970
4	2:59.948	53.469	1:18.817	47.662	182.4	12:16.918
5	2:59.211	52.955	1:18.828	47.428	185.2	15:16.129
6	2:59.628	53.563	1:18.953	47.112	183.4	18:15.757
7	2:59.115	53.435	1:18.705	46.975	181.8	21:14.872
8	2:59.132	53.157	1:19.099	46.876	183.1	24:14.004
9	2:59.354	52.830	1:20.000	46.524	187.5	27:13.358
10	3:03.031	53.318	1:23.215	46.498	186.2	30:16.389
11	2:56.844	52.839	1:17.806	46.199	186.9	33:13.233

114 Andrew SKINNER
Andrew Skinner

1	3:07.210	59.220	1:20.944	47.046	194.9	3:07.210
2	2:55.022	50.974	1:17.376	46.672	194.6	6:02.232
3	2:54.790	51.806	1:16.819	46.165	192.2	8:57.022
4	2:52.981	50.905	1:16.384	45.692	192.9	11:50.003
5	2:54.886	51.387	1:16.284	47.215	191.5	14:44.889
6	2:54.524	51.066	1:16.519	46.939	197.1	17:39.413
7	2:54.983	50.253	1:18.046	46.684	187.8	20:34.396
8	2:56.373	51.350	1:19.381	45.642	189.5	23:30.769
9	2:56.121	50.425	1:17.965	47.731	194.2	26:26.890

115 David HEWITT
David Hewitt

1	3:05.048	57.852	1:19.957	47.239	192.9	3:05.048
2	2:53.945	50.772	1:17.186	45.987	193.2	5:58.993
3	2:53.155	50.151	1:17.078	45.926	194.6	8:52.148
4	2:54.673	51.176	1:17.091	46.406	190.5	11:46.821
5	2:55.359	51.136	1:18.213	46.010	181.2	14:42.180
6	2:53.369	50.989	1:16.594	45.786	194.2	17:35.549
7	2:52.225	50.355	1:16.620	45.250	191.5	20:27.774
8	2:54.580	51.850	1:16.689	46.041	190.1	23:22.354
9	2:54.152	50.340	1:17.801	46.011	200.0	26:16.506
10	2:57.035	49.850	1:18.903	48.282	194.2	29:13.541
11	2:59.444	50.634	1:20.650	48.160	195.3	32:12.985

116 Simon LONGMAN
Mark Harrison

1	3:06.913	58.470	1:20.951	47.492	193.2	3:06.913
2	2:53.506	50.610	1:16.722	46.174	194.9	6:00.419
3	2:53.929	50.590	1:16.852	46.487	193.5	8:54.348
4	2:54.648	50.497	1:17.647	46.504	201.5	11:48.996
5	2:55.265	49.875	1:18.107	47.283	194.6	14:44.261
6	2:53.037	50.431	1:16.629	45.977	196.4	17:37.298
7	2:55.776	52.204	1:17.874	45.698	190.8	20:33.074
8	2:55.141	50.558	1:18.339	46.244	195.3	23:28.215
9	2:56.124	50.621	1:18.734	46.769	176.8	26:24.339
10	2:55.311	51.299	1:17.620	46.392	189.8	29:19.650
11	2:55.928	52.027	1:17.930	45.971	188.5	32:15.578

117 Kevin BARRETT
Kevin Barrett

1	3:07.481	1:00.011	1:20.547	46.923	190.1	3:07.481
2	2:55.949	51.227	1:18.415	46.307	192.2	6:03.430
3	2:56.144	51.563	1:17.521	47.060	188.5	8:59.574
4	2:55.741	52.020	1:17.215	46.506	188.8	11:55.315
5	2:55.748	51.994	1:17.353	46.401	184.3	14:51.063
6	2:56.042	51.401	1:17.765	46.876	188.8	17:47.105
7	2:56.440	51.918	1:18.016	46.506	183.4	20:43.545
8	2:57.308	52.144	1:18.372	46.792	180.6	23:40.853
9	2:57.502	52.709	1:18.175	46.618	179.7	26:38.355
10	2:57.421	51.608	1:18.728	47.085	184.6	29:35.776
11	2:58.720	52.627	1:18.486	47.607	188.2	32:34.496

121 Ben WINROW
Ben Winrow

1	3:07.384	59.401	1:21.142	46.841	187.2	3:07.384
2	2:55.238	50.790	1:18.744	45.704	194.2	6:02.622
3	2:54.727	51.489	1:16.996	46.242	189.5	8:57.349
4	2:53.994	51.003	1:16.594	46.397	192.2	11:51.343
5	2:53.680	50.443	1:16.210	47.027	191.8	14:45.023
6	2:54.593	51.193	1:16.540	46.860	195.7	17:39.616
7	2:55.541	51.550	1:17.256	46.735	193.5	20:35.157
8	2:54.506	50.683	1:17.309	46.514	191.8	23:29.663
9	2:55.188	50.429	1:17.684	47.075	196.0	26:24.851
10	2:53.684	50.545	1:16.534	46.605	196.4	29:18.535
11	2:54.839	51.170	1:16.516	47.153	194.6	32:13.374


122 Simon GRIFFITHS
Simon Griffiths

1	2:59.761	55.873	1:17.940	45.948	196.7	2:59.761
2	2:54.667	50.981	1:18.001	45.685	193.9	5:54.428
3	2:54.777	50.650	1:17.727	46.400	195.3	8:49.205
4	2:52.805	50.524	1:16.572	45.709	192.5	11:42.010
5	2:53.629	50.288	1:17.030	46.311	193.2	14:35.639
6	2:56.197	51.013	1:17.704	47.480	197.4	17:31.836
7	2:54.099	51.281	1:16.967	45.851	194.6	20:25.935
8	2:54.979	50.983	1:17.222	46.774	194.2	23:20.914
9	2:53.743	50.884	1:16.915	45.944	194.9	26:14.657
10	2:56.912	50.725	1:18.872	47.315	189.8	29:11.569
11	2:58.810	50.834	1:21.077	46.899	191.5	32:10.379

124 Andy MOLSOM
Rockey Racing

1	3:11.748	1:03.506	1:21.033	47.209	179.7	3:11.748
2	2:57.305	52.313	1:18.466	46.526	180.9	6:09.053
3	2:56.412	51.917	1:17.973	46.522	186.2	9:05.465
4	2:56.576	52.320	1:17.879	46.377	184.9	12:02.041
5	2:57.524	54.150	1:17.234	46.140	180.6	14:59.565
6	2:57.099	51.543	1:18.556	47.000	186.9	17:56.664
7	2:58.129	52.667	1:19.102	46.360	185.9	20:54.793
8	2:58.187	51.588	1:19.373	47.226	187.5	23:52.980
9	2:58.357	52.502	1:18.871	46.984	189.1	26:51.337
10	3:01.900	52.221	1:21.724	47.955	189.1	29:53.237
11	3:02.525	52.443	1:23.634	46.448	189.5	32:55.762






**CATERHAM GRADUATES
SPA RACING FESTIVAL
RACE 1**

Analysis

■ Personal Best ■ Session Best ■ Crossing the finish line in pit lane

Lap	Time	Sector 1	Sector 2	Sector 3	T. Spd	Elapsed	Lap	Time	Sector 1	Sector 2	Sector 3	T. Spd	Elapsed
143 David MORRIS David Morris							2	3:14.208	57.954	1:24.470	51.784	160.2	6:38.338
1	3:18.342	1:04.989	1:24.378	48.975	175.6	3:18.342	3	3:13.586	58.185	1:23.502	51.899	156.7	9:51.924
2	3:05.304	54.610	1:21.378	49.316	170.9	6:23.646	4	3:13.887	58.368	1:23.439	52.080	152.1	13:05.811
3	3:05.407	55.171	1:20.733	49.503	176.8	9:29.053	5	3:13.748	58.618	1:23.437	51.693	147.3	16:19.559
4	3:06.588	55.190	1:22.193	49.205	168.5	12:35.641	6	3:14.018	58.459	1:23.660	51.899	150.4	19:33.577
5	3:05.362	55.154	1:20.891	49.317	169.3	15:41.003	7	3:14.794	57.752	1:24.779	52.263	154.1	22:48.371
6	3:04.794	55.374	1:20.225	49.195	176.5	18:45.797	8	3:13.711	58.209	1:24.350	51.152	151.9	26:02.082
7	3:03.864	54.710	1:19.576	49.578	176.5	21:49.661	9	3:12.526	57.542	1:24.368	50.616	157.0	29:14.608
8	3:03.765	54.808	1:19.705	49.252	175.9	24:53.426	10	3:14.784	57.596	1:24.503	52.685	163.9	32:29.392
9	3:03.057	54.644	1:19.354	49.059	176.5	27:56.483							
10	3:07.886	54.839	1:23.577	49.470	168.5	31:04.369							
11	3:07.488	54.465	1:23.937	49.086	169.0	34:11.857							
151 Robert WINROW Robert Winrow													
1	3:20.632	1:07.277	1:23.775	49.580	171.4	3:20.632							
2	3:07.346	55.086	1:22.551	49.709	172.5	6:27.978							
3	3:09.191	54.887	1:23.873	50.431	169.3	9:37.169							
4	3:08.950	55.160	1:23.486	50.304	173.4	12:46.119							
5	3:09.044	55.684	1:23.471	49.889	174.2	15:55.163							
6	3:07.138	56.126	1:21.689	49.323	171.4	19:02.301							
7	3:11.374	55.068	1:24.455	51.851	176.2	22:13.675							
8	3:12.691	56.914	1:23.633	52.144	164.9	25:26.366							
9	3:10.613	58.710	1:22.043	49.860	168.2	28:36.979							
10	3:28.270	59.066	1:34.495	54.709	173.1	32:05.249							
171 Graeme SMITH Graeme Smith													
1	3:19.836	1:06.386	1:22.803	50.647	168.2	3:19.836							
2	3:09.206	56.540	1:22.321	50.345	167.2	6:29.042							
3	3:12.309	57.310	1:23.053	51.946	153.6	9:41.351							
4	3:13.436	58.156	1:23.236	52.044	153.4	12:54.787							
5	3:13.591	58.309	1:23.291	51.991	156.1	16:08.378							
6	3:14.167	58.352	1:23.859	51.956	159.5	19:22.545							
7	3:13.421	57.796	1:23.302	52.323	157.4	22:35.966							
8	3:13.935	57.957	1:23.428	52.550	159.3	25:49.901							
9	3:10.641	56.600	1:23.345	50.696	161.0	29:00.542							
10	3:11.873	57.147	1:25.149	49.577	161.4	32:12.415							
172 Robin WEBB Robin Webb													
1	3:21.069	1:07.196	1:23.422	50.451	168.5	3:21.069							
2	3:10.583	56.504	1:22.832	51.247	164.6	6:31.652							
3	3:12.475	57.598	1:23.289	51.588	157.9	9:44.127							
4	3:11.594	57.462	1:22.823	51.309	160.5	12:55.721							
5	3:13.183	57.211	1:23.143	52.829	158.6	16:08.904							
6	3:13.184	57.623	1:23.660	51.901	157.0	19:22.088							
7	3:13.660	58.336	1:23.828	51.496	160.7	22:35.748							
8	3:13.778	58.229	1:24.107	51.442	156.5	25:49.526							
9	3:11.268	56.829	1:23.325	51.114	164.1	29:00.794							
10	3:12.194	56.728	1:24.777	50.689	161.7	32:12.988							
176 Mark CARTER Mark Carter													
1	3:24.130	1:07.325	1:25.046	51.759	164.9	3:24.130							
178 Iain KINGHORN Iain Kinghorn													
1	3:27.529	1:09.447	1:26.208	51.874	163.9	3:27.529							
2	3:17.003	58.308	1:26.195	52.500	155.6	6:44.532							
3	3:18.270	59.038	1:26.777	52.455	152.3	10:02.802							
4	3:18.162	59.174	1:26.087	52.901	153.4	13:20.964							
5	3:17.879	59.218	1:25.903	52.758	153.4	16:38.843							
6	3:17.112	59.034	1:25.254	52.824	151.5	19:55.955							
7	3:17.144	58.789	1:26.685	51.670	153.4	23:13.099							
8	3:16.330	57.862	1:26.535	51.933	164.1	26:29.429							
9	3:16.156	57.827	1:25.820	52.509	160.0	29:45.585							
10	3:17.829	57.578	1:28.071	52.180	165.1	33:03.414							
179 Michael SEGAL Michael Segal													
1	3:29.948	1:08.832	1:27.944	53.172	167.7	3:29.948							
2	3:21.345	58.885	1:28.531	53.929	158.1	6:51.293							
3	3:22.623	1:00.082	1:28.213	54.328	153.8	10:13.916							
181 Andrew COOPER Andrew Cooper													
1	3:32.345	1:09.781	1:29.467	53.097	166.9	3:32.345							
2	3:20.054	59.404	1:27.813	52.837	153.0	6:52.399							
3	3:21.306	59.401	1:28.263	53.642	157.9	10:13.705							
4	3:23.262	1:00.506	1:28.942	53.814	154.7	13:36.967							
5	3:21.743	1:00.137	1:27.871	53.735	150.0	16:58.710							
6	3:23.644	1:00.770	1:29.687	53.187	147.3	20:22.354							
7	3:21.881	59.991	1:29.261	52.629	161.7	23:44.235							
8	3:18.991	59.140	1:27.030	52.821	160.5	27:03.226							
9	3:21.448	58.713	1:29.953	52.782	156.3	30:24.674							
10	3:22.122	59.069	1:29.702	53.351	155.8	33:46.796							
182 Matthew WILLOUGHBY Matthew Willoughby													
1	3:24.365	1:07.560	1:25.285	51.520	160.7	3:24.365							
2	3:13.565	57.714	1:23.712	52.139	155.6	6:37.930							
3	3:14.104	58.358	1:23.137	52.609	151.3	9:52.034							
4	3:13.965	58.128	1:23.085	52.752	158.1	13:05.999							
5	3:13.542	58.271	1:22.863	52.408	156.7	16:19.541							
6	3:13.383	58.307	1:22.898	52.178	155.4	19:32.924							
7	3:14.927	58.633	1:24.163	52.131	147.1	22:47.851							
8	3:14.324	58.555	1:23.927	51.842	157.0	26:02.175							
9	3:14.170	57.487	1:23.606	53.077	162.7	29:16.345							
10	3:12.959	57.462	1:23.831	51.666	165.1	32:29.304							
190 Paul HAWKER Paul Hawker													






**CATERHAM GRADUATES
SPA RACING FESTIVAL
RACE 1**

Analysis

■ Personal Best ■ Session Best **B** Crossing the finish line in pit lane

Lap	Time	Sector 1	Sector 2	Sector 3	T. Spd	Elapsed	Lap	Time	Sector 1	Sector 2	Sector 3	T. Spd	Elapsed
1	3:25.394	1:08.719	1:25.599	51.076	166.2	3:25.394							
2	3:13.515	57.327	1:24.662	51.526	157.0	6:38.909							
3	3:14.124	58.145	1:24.334	51.645	154.5	9:53.033							
4	3:13.574	57.734	1:24.307	51.533	154.5	13:06.607							
5	3:13.750	58.204	1:23.615	51.931	150.8	16:20.357							
6	3:13.883	58.344	1:23.627	51.912	153.0	19:34.240							
7	3:14.770	57.722	1:24.974	52.074	153.2	22:49.010							
8	3:14.231	57.874	1:25.907	50.450	148.4	26:03.241							
9	3:15.177	56.942	1:26.990	51.245	158.6	29:18.418							
10	3:12.404	57.141	1:24.106	51.157	165.9	32:30.822							




CATERHAM GRADUATES SPA RACING FESTIVAL RACE 2 (30')

Starting Grid

3:21.008	Michael SEGAL	Michael Segal	179	- 29 -			
3:15.165	Iain KINGHORN	Iain Kinghorn	178	- 28 -	181	Andrew Cooper	3:20.771 Andrew COOPER
3:13.995	Christopher Kim RAYMENT	Christopher Kim Rayment	104	- 27 -	190	Paul Hawker	3:14.600 Paul HAWKER
3:12.148	Robin WEBB	Robin Webb	172	- 26 -	176	Mark Carter	3:13.453 Mark CARTER
3:08.959	Graeme SMITH	Graeme Smith	171	- 25 -	182	Matthew Willoughby	3:11.979 Matthew WILLOUGHBY
3:07.489	Robert WINROW	Robert Winrow	151	- 24 -	97	CTS Motorsport	3:08.918 Simon CASSEY
3:00.077	Mark HARRISON	Mark Harrison	116	- 23 -	143	David Morris	3:04.779 David MORRIS
2:59.222	Neil STURGESS	Neil Sturgess	108	- 22 -	49	Bill Scott	2:59.689 Bill SCOTT
2:56.972	Michael DOWNING	Michael Downing	52	- 21 -	55	Ryan Scarratt	2:57.554 Ryan SCARRATT
2:56.584	Mark DAVIES	Mark Davies	73	- 20 -	71	UPE Motorsport	2:56.968 James ELVERY
2:56.070	Mark JONES	Rockey Racing	106	- 19 -	117	Kevin Barrett	2:56.437 Kevin BARRETT
2:55.899	Andrew JOHNSON	Andrew Johnson	48	- 18 -	124	Rockey Racing	2:55.978 Andy MOLSOM
2:55.408	Dave BULLOCK	UPE Motorsport	68	- 17 -	11	Christopher Buckley	2:55.475 Christopher BUCKLEY
2:55.175	Peter MARSH	Peter Marsh	12	- 16 -	103	Roger Ford	2:55.340 Roger FORD
2:55.010	Richard VALE	Richard Vale	23	- 15 -	19	Mark Gibson	2:55.054 Mark GIBSON
2:54.450	Simon GRIFFITHS	Simon Griffiths	122	- 14 -	94	LFP Motorsport	2:54.658 Aman UPPAL
2:53.774	Ben WINROW	Ben Winrow	121	- 13 -	69	CTS Motorsport	2:54.229 Jon CURRY
2:53.351	Charles ELLIOTT	Charles Elliott	44	- 12 -	10	Gareth Cordey	2:53.749 Gareth CORDEY
2:53.156	Steven ROBERTSON	Steven Robertson	17	- 11 -	53	Rockey Racing	2:53.300 Barry WHITE
2:53.059	Andrew WHITTON	Andrew Whitton	72	- 10 -	59	CTS Motorsport	2:53.120 Adam CROFT
2:52.901	Joel DOHERTY	Rockey Racing	25	- 9 -	79	UPE Motorsport	2:52.938 John Shival
2:52.593	Tim CHILD	UPE Motorsport	89	- 8 -	115	David Hewitt	2:52.889 David HEWITT
2:52.583	Julian VIGGARS	McMillan Motorsport	47	- 7 -	101	Declan Dolan	2:52.587 Declan DOLAN
2:51.445	Glenn BURTENSHAW	Glenn Burtenshaw	22	- 6 -	13	Steven McMaster	2:51.942 Steven MCMMASTER
2:51.272	Peter REYNOLDS	CTS Motorsport	78	- 5 -	4	Jamie Winrow	2:51.403 Jamie WINROW
2:50.956	Matt TOPHAM	LFP Motorsport	93	- 4 -	5	Torque Motorsport	2:50.983 Harry CRAMER
2:50.551	Samuel WILSON	Samuel Wilson	9	- 3 -	2	Jamie Ellwood	2:50.677 Jamie ELLWOOD
2:50.497	Oliver GIBSON	Oliver Gibson	1	- 2 -	74	UPE Motorsport	2:50.519 James BEARDWELL
2:49.937	Rob WATTS	UPE Motorsport	67	- 1 -	46	LFP Motorsport	2:50.180 Mike EVANS

Pole

Race Director	Stewards	Timekeeper: Xavi Lozano JOB-0057-CAT
----------------------	-----------------	---



**CATERHAM GRADUATES
SPA RACING FESTIVAL
RACE 2 (30')**

Final Classification

Drivers	Nat	Team	Vehicle	Class	Laps	Total Time	Gap	Kph	Best Lap	
									Lap	Time Kph
1 67 Rob WATTS		UPE Motorsport		SIG-V	9	30:12.160	-	125.0	4	2:50.747 147.7
2 4 Jamie WINROW		Jamie Winrow		SIG	9	30:12.290	+0.130	125.0	4	2:50.732 147.7
3 46 Mike EVANS		LFP Motorsport		SIG-V	9	30:12.679	+0.519	124.9	5	2:51.047 147.4
4 1 Oliver GIBSON		Oliver Gibson		SIG	9	30:13.515	+1.355	124.9	5	2:50.468 147.9
5 2 Jamie ELLWOOD		Jamie Ellwood		SIG	9	30:13.833	+1.673	124.9	5	2:51.043 147.4
6 5 Harry CRAMER		Torque Motorsport		SIG	9	30:15.282	+3.122	124.8	4	2:52.713 146.0
7 13 Steven MCMASTER		Steven McMaster		SIG	9	30:15.435	+3.275	124.8	4	2:51.149 147.3
8 22 Glenn BURTENSCHAW		Glenn Burtenshaw		SIG	9	30:15.780	+3.620	124.7	4	2:51.282 147.2
9 78 Peter REYNOLDS		CTS Motorsport		SIG-V	9	30:16.838	+4.678	124.7	5	2:52.179 146.4
10 89 Tim CHILD		UPE Motorsport		SIG-V	9	30:18.185	+6.025	124.6	5	2:52.904 145.8
11 79 John SHIVERAL		UPE Motorsport		SIG-V	9	30:18.332	+6.172	124.6	4	2:53.298 145.5
12 47 Julian VIGGARS		McMillan Motorsport		SIG	9	30:19.854	+7.694	124.5	2	2:52.998 145.7
13 69 Jon CURRY		CTS Motorsport		SIG-V	9	30:21.823	+9.663	124.3	5	2:54.057 144.9
14 101 Declan DOLAN		Declan Dolan		MEG	9	30:22.939	+10.779	124.2	5	2:52.586 146.1
15 122 Simon GRIFFITHS		Simon Griffiths		MEG	9	30:23.055	+10.895	124.2	5	2:52.899 145.8
16 10 Gareth CORDEY		Gareth Cordey		SIG	9	30:23.422	+11.262	124.2	2	2:53.808 145.1
17 72 Andrew WHITTON		Andrew Whitton		SIG-VD	9	30:23.978	+11.818	124.2	2	2:54.536 144.5
18 44 Charles ELLIOTT		Charles Elliott		SIG	9	30:24.843	+12.683	124.1	2	2:53.968 144.9
19 115 David HEWITT		David Hewitt		MEG	9	30:25.176	+13.016	124.1	5	2:53.352 145.5
20 25 Joel DOHERTY		Rockey Racing		SIG	9	30:25.487	+13.327	124.1	3	2:55.103 144.0
21 94 Aman UPPAL		LFP Motorsport		SIG-V	9	30:25.843	+13.683	124.0	5	2:55.428 143.7
22 121 Ben WINROW		Ben Winrow		MEG	9	30:26.365	+14.205	124.0	2	2:55.625 143.6
23 73 Mark DAVIES		Mark Davies		SIG-V	9	30:27.345	+15.185	123.9	5	2:55.503 143.7
24 59 Adam CROFT		CTS Motorsport		SIG	9	30:29.287	+17.127	123.8	2	2:55.595 143.6
25 53 Barry WHITE		Rockey Racing		SIG	9	30:29.331	+17.171	123.8	5	2:55.707 143.5
26 17 Steven ROBERTSON		Steven Robertson		SIG	9	30:29.975	+17.815	123.8	5	2:56.202 143.1
27 117 Kevin BARRETT		Kevin Barrett		MEG	9	30:30.890	+18.730	123.7	5	2:55.694 143.5
28 11 Christopher BUCKLEY		Christopher Buckley		SIG	9	30:32.548	+20.388	123.6	5	2:55.980 143.3
29 19 Mark GIBSON		Mark Gibson		SIG	9	30:33.776	+21.616	123.5	5	2:56.184 143.1
30 23 Richard VALE		Richard Vale		SIG	9	30:35.023	+22.863	123.4	5	2:56.214 143.1
31 48 Andrew JOHNSON		Andrew Johnson		SIG-V	9	30:35.678	+23.518	123.4	5	2:56.492 142.9
32 68 Dave BULLOCK		UPE Motorsport		SIG-V	9	30:36.740	+24.580	123.3	2	2:56.426 142.9
33 124 Andy MOLSON		Rockey Racing		MEG	9	30:37.314	+25.154	123.3	5	2:57.683 141.9
34 103 Roger FORD		Roger Ford		MEG	9	30:37.709	+25.549	123.2	5	2:57.499 142.1
35 12 Peter MARSH		Peter Marsh		SIG	9	30:38.173	+26.013	123.2	4	2:57.045 142.4
36 49 Bill SCOTT		Bill Scott		SIG	9	30:39.089	+26.929	123.2	4	2:57.495 142.1
37 71 James ELVERY		UPE Motorsport		SIG-V	9	30:40.391	+28.231	123.1	2	2:57.008 142.4
38 55 Ryan SCARRATT		Ryan Scarratt		SIG	9	30:41.572	+29.412	123.0	5	2:57.342 142.2
39 108 Neil STURGESS		Neil Sturgess		MEG	9	30:43.594	+31.434	122.9	5	2:56.933 142.5
40 106 Mark JONES		Rockey Racing		MEG	9	30:44.352	+32.192	122.8	4	2:56.568 142.8
41 143 David MORRIS		David Morris		SIG-V	9	30:45.033	+32.873	122.8	5	3:02.512 138.2
42 97 Simon CASSEY		CTS Motorsport		SIG-VD	9	31:49.824	+1:37.664	118.6	4	3:07.427 134.5
43 151 Robert WINROW		Robert Winrow		SIG	9	31:50.695	+1:38.535	118.5	4	3:07.919 134.2
44 171 Graeme SMITH		Graeme Smith		CLA	9	31:51.125	+1:38.965	118.5	2	3:08.021 134.1
45 172 Robin WEBB		Robin Webb		CLA	9	31:51.628	+1:39.468	118.5	2	3:09.332 133.2
46 182 Matthew WILLOUGHBY		Matthew Willoughby		CLA	9	31:51.909	+1:39.749	118.5	3	3:10.501 132.4
47 176 Mark CARTER		Mark Carter		CLA	9	31:52.036	+1:39.876	118.5	2	3:10.447 132.4
48 190 Paul HAWKER		Paul Hawker		CLA	9	31:52.867	+1:40.707	118.4	4	3:13.371 130.4
49 178 Iain KINGHORN		Iain Kinghorn		CLA	9	31:53.569	+1:41.409	118.4	2	3:17.388 127.7
50 179 Michael SEGAL		Michael Segal		CLA	9	32:55.982	+2:43.822	114.6	2	3:21.021 125.4
51 181 Andrew COOPER		Andrew Cooper		CLA	9	32:57.418	+2:45.258	114.5	2	3:21.267 125.3

Not classified:

52 Michael DOWNING		Michael Downing		SIG	6	18:27.716			4	2:59.273 140.6
116 Mark HARRISON		Mark Harrison		MEG	6	18:28.795			4	2:59.736 140.3
74 James BEARDWELL		UPE Motorsport		SIG-V	5	14:25.258			5	2:50.342 148.0
93 Matt TOPHAM		LFP Motorsport		SIG-V	5	14:25.755			4	2:50.638 147.8
104 Christopher Kim RAYMENT		Christopher Kim Rayment		MEG	1	3:16.628				


Excluded

9 Samuel WILSON		Samuel Wilson		SIG	9	30:10.988			4	2:51.089 147.4
-----------------	--	---------------	--	-----	---	------------------	--	--	---	-----------------------

Pole Position		R. WATTS	2:49.937	148.4 Kph
Fastest Lap	Lap 5	James BEARDWELL	2:50.342	148.0 Kph

CAR 9 - EXCLUDED DUE TO STEWARDS DECISION 5






**CATERHAM GRADUATES
SPA RACING FESTIVAL
RACE 2**

Final Classification by Class

Nr. Driver	Nat	Team	Car	Laps	Total Time	Gap	Kph	Best Lap		
								Lap	Time	Kph
Classic										
1	171	Graeme SMITH	Graeme Smith	9	31:51.125		118.5	2	3:08.021	134.1
2	172	Robin WEBB	Robin Webb	9	31:51.628	+0.503	118.5	2	3:09.332	133.2
3	182	Matthew WILLOUGHBY	Matthew Willoughby	9	31:51.909	+0.784	118.5	3	3:10.501	132.4
4	176	Mark CARTER	Mark Carter	9	31:52.036	+0.911	118.5	2	3:10.447	132.4
5	190	Paul HAWKER	Paul Hawker	9	31:52.867	+1.742	118.4	4	3:13.371	130.4
6	178	Iain KINGHORN	Iain Kinghorn	9	31:53.569	+2.444	118.4	2	3:17.388	127.7
7	179	Michael SEGAL	Michael Segal	9	32:55.982	+1'04.857	114.6	2	3:21.021	125.4
8	181	Andrew COOPER	Andrew Cooper	9	32:57.418	+1'06.293	114.5	2	3:21.267	125.3
Mega										
1	101	Declan DOLAN	Declan Dolan	9	30:22.939		124.2	5	2:52.586	146.1
2	122	Simon GRIFFITHS	Simon Griffiths	9	30:23.055	+0.116	124.2	5	2:52.899	145.8
3	115	David HEWITT	David Hewitt	9	30:25.176	+2.237	124.1	5	2:53.352	145.5
4	121	Ben WINROW	Ben Winrow	9	30:26.365	+3.426	124.0	2	2:55.625	143.6
5	117	Kevin BARRETT	Kevin Barrett	9	30:30.890	+7.951	123.7	5	2:55.694	143.5
6	124	Andy MOLSON	Rockey Racing	9	30:37.314	+14.375	123.3	5	2:57.683	141.9
7	103	Roger FORD	Roger Ford	9	30:37.709	+14.770	123.2	5	2:57.499	142.1
8	108	Neil STURGESS	Neil Sturgess	9	30:43.594	+20.655	122.9	5	2:56.933	142.5
9	106	Mark JONES	Rockey Racing	9	30:44.352	+21.413	122.8	4	2:56.568	142.8
Not classified:										
116	Mark HARRISON	Mark Harrison		6	18:28.795			4	2:59.736	140.3
104	Christopher Kim RAYMENT	Christopher Kim Rayment		1	3:16.628					
Sigmax										
1	67	Rob WATTS	UPE Motorsport	9	30:12.160		125.0	4	2:50.747	147.7
2	4	Jamie WINROW	Jamie Winrow	9	30:12.290	+0.130	125.0	4	2:50.732	147.7
3	46	Mike EVANS	LFP Motorsport	9	30:12.679	+0.519	124.9	5	2:51.047	147.4
4	1	Oliver GIBSON	Oliver Gibson	9	30:13.515	+1.355	124.9	5	2:50.468	147.9
5	2	Jamie ELLWOOD	Jamie Ellwood	9	30:13.833	+1.673	124.9	5	2:51.043	147.4
6	5	Harry CRAMER	Torque Motorsport	9	30:15.282	+3.122	124.8	4	2:52.713	146.0
7	13	Steven MCMASTER	Steven McMaster	9	30:15.435	+3.275	124.8	4	2:51.149	147.3
8	22	Glenn BURTENSCHAW	Glenn Burtenschaw	9	30:15.780	+3.620	124.7	4	2:51.282	147.2
9	78	Peter REYNOLDS	CTS Motorsport	9	30:16.838	+4.678	124.7	5	2:52.179	146.4
10	89	Tim CHILD	UPE Motorsport	9	30:18.185	+6.025	124.6	5	2:52.904	145.8
11	79	John SHIVERAL	UPE Motorsport	9	30:18.332	+6.172	124.6	4	2:53.298	145.5
12	47	Julian VIGGARS	McMillan Motorsport	9	30:19.854	+7.694	124.5	2	2:52.998	145.7
13	69	Jon CURRY	CTS Motorsport	9	30:21.823	+9.663	124.3	5	2:54.057	144.9
14	10	Gareth CORDEY	Gareth Cordey	9	30:23.422	+11.262	124.2	2	2:53.808	145.1
15	72	Andrew WHITTON	Andrew Whitton	9	30:23.978	+11.818	124.2	2	2:54.536	144.5
16	44	Charles ELLIOTT	Charles Elliott	9	30:24.843	+12.683	124.1	2	2:53.968	144.9
17	25	Joel DOHERTY	Rockey Racing	9	30:25.487	+13.327	124.1	3	2:55.103	144.0
18	94	Aman OPPAL	LFP Motorsport	9	30:25.843	+13.683	124.0	5	2:55.428	143.7
19	73	Mark DAVIES	Mark Davies	9	30:27.345	+15.185	123.9	5	2:55.503	143.7
20	59	Adam CROFT	CTS Motorsport	9	30:29.287	+17.127	123.8	2	2:55.595	143.6
21	53	Barry WHITE	Rockey Racing	9	30:29.331	+17.171	123.8	5	2:55.707	143.5
22	17	Steven ROBERTSON	Steven Robertson	9	30:29.975	+17.815	123.8	5	2:56.202	143.1
23	11	Christopher BUCKLEY	Christopher Buckley	9	30:32.548	+20.388	123.6	5	2:55.980	143.3
24	19	Mark GIBSON	Mark Gibson	9	30:33.776	+21.616	123.5	5	2:56.184	143.1
25	23	Richard VALE	Richard Vale	9	30:35.023	+22.863	123.4	5	2:56.214	143.1
26	48	Andrew JOHNSON	Andrew Johnson	9	30:35.678	+23.518	123.4	5	2:56.492	142.9
27	68	Dave BULLOCK	UPE Motorsport	9	30:36.740	+24.580	123.3	2	2:56.426	142.9
28	12	Peter MARSH	Peter Marsh	9	30:38.173	+26.013	123.2	4	2:57.045	142.4
29	49	Bill SCOTT	Bill Scott	9	30:39.089	+26.929	123.2	4	2:57.495	142.1
30	71	James ELVERY	UPE Motorsport	9	30:40.391	+28.231	123.1	2	2:57.008	142.4
31	55	Ryan SCARRATT	Ryan Scarratt	9	30:41.572	+29.412	123.0	5	2:57.342	142.2
32	143	David MORRIS	David Morris	9	30:45.033	+32.873	122.8	5	3:02.512	138.2
33	97	Simon CASSEY	CTS Motorsport	9	31:49.824	+1'37.664	118.6	4	3:07.427	134.5
34	151	Robert WINROW	Robert Winrow	9	31:50.695	+1'38.535	118.5	4	3:07.919	134.2
Not classified:										
52	Michael DOWNING	Michael Downing		6	18:27.716			4	2:59.273	140.6
74	James BEARDWELL	UPE Motorsport		5	14:25.258			5	2:50.342	148.0
93	Matt TOPHAM	LFP Motorsport		5	14:25.755			4	2:50.638	147.8
Excluded										
9	Samuel WILSON	Samuel Wilson		9	30:10.988			4	2:51.089	147.4
Sigmax VCT										





**CATERHAM GRADUATES
SPA RACING FESTIVAL
RACE 2**

Final Classification by Class

Nr. Driver	Nat	Team	Car	Laps	Total Time	Gap	Kph	Best Lap		
								Lap	Time	Kph
1 67 Rob WATTS		UPE Motorsport		9	30:12.160		125.0	4	2:50.747	147.7
2 46 Mike EVANS		LFP Motorsport		9	30:12.679	+0.519	124.9	5	2:51.047	147.4
3 78 Peter REYNOLDS		CTS Motorsport		9	30:16.838	+4.678	124.7	5	2:52.179	146.4
4 89 Tim CHILD		UPE Motorsport		9	30:18.185	+6.025	124.6	5	2:52.904	145.8
5 79 John SHIVERAL		UPE Motorsport		9	30:18.332	+6.172	124.6	4	2:53.298	145.5
6 69 Jon CURRY		CTS Motorsport		9	30:21.823	+9.663	124.3	5	2:54.057	144.9
7 72 Andrew WHITTON		Andrew Whitton		9	30:23.978	+11.818	124.2	2	2:54.536	144.5
8 94 Aman UPPAL		LFP Motorsport		9	30:25.843	+13.683	124.0	5	2:55.428	143.7
9 73 Mark DAVIES		Mark Davies		9	30:27.345	+15.185	123.9	5	2:55.503	143.7
10 48 Andrew JOHNSON		Andrew Johnson		9	30:35.678	+23.518	123.4	5	2:56.492	142.9
11 68 Dave BULLOCK		UPE Motorsport		9	30:36.740	+24.580	123.3	2	2:56.426	142.9
12 71 James ELVERY		UPE Motorsport		9	30:40.391	+28.231	123.1	2	2:57.008	142.4
13 143 David MORRIS		David Morris		9	30:45.033	+32.873	122.8	5	3:02.512	138.2
14 97 Simon CASSEY		CTS Motorsport		9	31:49.824	+1:37.664	118.6	4	3:07.427	134.5
Not classified:										
74 James BEARDWELL		UPE Motorsport		5	14:25.258			5	2:50.342	148.0
93 Matt TOPHAM		LFP Motorsport		5	14:25.755			4	2:50.638	147.8
Sigmax VCT (D)										
1 72 Andrew WHITTON		Andrew Whitton		9	30:23.978		124.2	2	2:54.536	144.5
2 97 Simon CASSEY		CTS Motorsport		9	31:49.824	+1:25.846	118.6	4	3:07.427	134.5


CAR 9 - EXCLUDED DUE TO STEWARDS DECISION 5

Published at:

Track Status: **DRY**

Race Director	Stewards	Timekeeper: Xavi Lozano JOB-0057-CAT
----------------------	-----------------	---






**CATERHAM GRADUATES
SPA RACING FESTIVAL
RACE 2**

Best Sector Times

SECTOR 1			SECTOR 2		SECTOR 3				Pos	Driver	Ideal Lap	Best Lap
Pos	Driver	Time	Driver	Time	Driver	Time	Pos	Driver				
1	O.GIBSON	48.941	9 S.WILSON	1:14.912	93 M.TOPHAM	44.365	1	O.GIBSON	2:48.783	2:50.468	(2)	
2	J.BEARDWELL	49.474	13 S.MCMASTER	1:15.062	67 R.WATTS	44.418	2	67 R.WATTS	2:49.740	2:50.747	(5)	
3	M.TOPHAM	49.477	1 O.GIBSON	1:15.204	4 J.WINROW	44.606	3	4 J.WINROW	2:50.005	2:50.732	(4)	
4	T.CHILD	49.591	67 R.WATTS	1:15.647	1 O.GIBSON	44.638	4	93 M.TOPHAM	2:50.027	2:50.638	(3)	
5	R.WATTS	49.675	4 J.WINROW	1:15.679	5 H.CRAME	44.794	5	74 J.BEARDWELL	2:50.205	2:50.342	(1)	
6	J.WINROW	49.720	2 J.ELLWOOD	1:15.779	2 J.ELLWOOD	44.818	6	13 S.MCMASTER	2:50.638	2:51.149	(9)	
7	J.SHIVERAL	49.726	74 J.BEARDWELL	1:15.850	46 M.EVANS	44.821	7	9 S.WILSON	2:50.713	2:51.089	(8)	
8	S.GRIFFITHS	49.795	46 M.EVANS	1:15.883	79 J.SHIVERAL	44.823	8	2 J.ELLWOOD	2:50.868	2:51.043	(6)	
9	P.REYNOLDS	49.847	93 M.TOPHAM	1:16.185	74 J.BEARDWELL	44.881	9	46 M.EVANS	2:50.921	2:51.047	(7)	
10	G.CORDEY	50.011	5 H.CRAME	1:16.348	13 S.MCMASTER	44.910	10	5 H.CRAME	2:51.658	2:52.713	(13)	
11	J.CURRY	50.069	47 J.VIGGARS	1:16.559	22 G.BURTENSHAW	44.985	11	79 J.SHIVERAL	2:51.931	2:53.298	(17)	
12	A.WHITTON	50.151	101 D.DOLAN	1:16.730	101 D.DOLAN	45.176	12	22 G.BURTENSHAW	2:52.052	2:51.282	(10)	
13	D.DOLAN	50.163	22 G.BURTENSHAW	1:16.768	78 P.REYNOLDS	45.308	13	101 D.DOLAN	2:52.069	2:52.586	(12)	
14	C.ELLIOTT	50.216	115 D.HEWITT	1:16.839	115 D.HEWITT	45.424	14	78 P.REYNOLDS	2:52.130	2:52.179	(11)	
15	M.EVANS	50.217	89 T.CHILD	1:16.972	72 A.WHITTON	45.468	15	89 T.CHILD	2:52.258	2:52.904	(15)	
16	J.ELLWOOD	50.271	78 P.REYNOLDS	1:16.975	25 J.DOHERTY	45.481	16	69 J.CURRY	2:52.559	2:54.057	(21)	
17	S.WILSON	50.279	69 J.CURRY	1:16.982	47 J.VIGGARS	45.486	17	122 S.GRIFFITHS	2:52.765	2:52.899	(14)	
18	G.BURTENSHAW	50.299	122 S.GRIFFITHS	1:17.276	69 J.CURRY	45.508	18	47 J.VIGGARS	2:52.803	2:52.998	(16)	
19	S.ROBERTSON	50.318	44 C.ELLIOTT	1:17.340	9 S.WILSON	45.522	19	115 D.HEWITT	2:52.892	2:53.352	(18)	
20	M.DAVIES	50.357	79 J.SHIVERAL	1:17.382	10 G.CORDEY	45.565	20	10 G.CORDEY	2:53.027	2:53.808	(19)	
21	A.UPPAL	50.426	10 G.CORDEY	1:17.451	17 S.ROBERTSON	45.603	21	44 C.ELLIOTT	2:53.303	2:53.968	(20)	
22	H.CRAME	50.516	121 B.WINROW	1:17.626	117 K.BARRETT	45.605	22	72 A.WHITTON	2:53.771	2:54.536	(22)	
23	D.HEWITT	50.629	25 J.DOHERTY	1:17.769	122 S.GRIFFITHS	45.694	23	25 J.DOHERTY	2:53.945	2:55.103	(23)	
24	S.MCMASTER	50.666	59 A.CROFT	1:17.819	89 T.CHILD	45.695	24	94 A.UPPAL	2:54.405	2:55.428	(24)	
25	J.DOHERTY	50.695	94 A.UPPAL	1:17.821	19 M.GIBSON	45.697	25	59 A.CROFT	2:54.447	2:55.595	(26)	
26	D.BULLOCK	50.707	53 B.WHITE	1:17.979	44 C.ELLIOTT	45.747	26	73 M.DAVIES	2:54.602	2:55.503	(25)	
27	A.CROFT	50.723	108 N.STURGESS	1:18.138	48 A.JOHNSON	45.829	27	121 B.WINROW	2:54.676	2:55.625	(27)	
28	J.VIGGARS	50.758	72 A.WHITTON	1:18.152	23 R.VALE	45.849	28	17 S.ROBERTSON	2:54.783	2:56.202	(32)	
29	M.GIBSON	50.881	106 M.JONES	1:18.231	59 A.CROFT	45.905	29	53 B.WHITE	2:55.051	2:55.707	(29)	
30	B.WHITE	50.885	73 M.DAVIES	1:18.316	68 D.BULLOCK	45.923	30	108 N.STURGESS	2:55.434	2:56.933	(37)	
31	B.WINROW	50.886	124 A.MOLSOM	1:18.558	73 M.DAVIES	45.929	31	117 K.BARRETT	2:55.588	2:55.694	(28)	
32	C.BUCKLEY	50.906	49 B.SCOTT	1:18.601	124 A.MOLSOM	45.941	32	23 R.VALE	2:55.828	2:56.214	(33)	
33	J.ELVERY	50.918	117 K.BARRETT	1:18.604	108 N.STURGESS	45.964	33	11 C.BUCKLEY	2:55.847	2:55.980	(30)	
34	R.VALE	51.111	55 R.SCARRATT	1:18.770	71 J.ELVERY	46.022	34	48 A.JOHNSON	2:55.857	2:56.492	(35)	
35	M.JONES	51.195	48 A.JOHNSON	1:18.770	11 C.BUCKLEY	46.110	35	19 M.GIBSON	2:55.933	2:56.184	(31)	
36	B.SCOTT	51.196	11 C.BUCKLEY	1:18.831	94 A.UPPAL	46.158	36	71 J.ELVERY	2:55.969	2:57.008	(38)	
37	R.FORD	51.228	17 S.ROBERTSON	1:18.862	121 B.WINROW	46.164	37	106 M.JONES	2:55.975	2:56.568	(36)	
38	A.JOHNSON	51.258	23 R.VALE	1:18.868	53 B.WHITE	46.187	38	49 B.SCOTT	2:56.005	2:57.495	(41)	
39	N.STURGESS	51.332	12 P.MARSH	1:19.007	12 P.MARSH	46.201	39	68 D.BULLOCK	2:56.062	2:56.426	(34)	
40	K.BARRETT	51.379	71 J.ELVERY	1:19.029	49 B.SCOTT	46.208	40	124 A.MOLSOM	2:56.212	2:57.683	(43)	
41	P.MARSH	51.463	103 R.FORD	1:19.260	55 R.SCARRATT	46.374	41	12 P.MARSH	2:56.671	2:57.045	(39)	
42	A.MOLSOM	51.713	143 D.MORRIS	1:19.314	106 M.JONES	46.549	42	55 R.SCARRATT	2:56.867	2:57.342	(40)	
43	M.DOWNING	51.717	19 M.GIBSON	1:19.355	116 M.HARRISON	46.737	43	103 R.FORD	2:57.293	2:57.499	(42)	
44	R.SCARRATT	51.723	68 D.BULLOCK	1:19.432	103 R.FORD	46.805	44	52 M.DOWNING	2:59.077	2:59.273	(44)	
45	M.HARRISON	52.592	116 M.HARRISON	1:20.162	52 M.DOWNING	46.945	45	116 M.HARRISON	2:59.491	2:59.736	(45)	
46	C.RAYMENT	53.725	52 M.DOWNING	1:20.415	143 D.MORRIS	47.735	46	143 D.MORRIS	3:01.070	3:02.512	(46)	
47	S.CASSEY	53.831	171 G.SMITH	1:22.338	104 C.RAYMENT	48.142	47	104 C.RAYMENT	3:05.053			
48	D.MORRIS	54.021	172 R.WEBB	1:22.457	97 S.CASSEY	48.817	48	97 S.CASSEY	3:06.424	3:07.427	(47)	
49	R.WINROW	54.592	176 M.CARTER	1:22.934	151 R.WINROW	49.131	49	151 R.WINROW	3:07.073	3:07.919	(48)	
50	G.SMITH	54.837	182 M.WILLOUGHBY	1:23.040	171 G.SMITH	50.108	50	171 G.SMITH	3:07.282	3:08.021	(49)	
51	R.WEBB	55.901	104 C.RAYMENT	1:23.186	190 P.HAWKER	50.310	51	172 R.WEBB	3:08.683	3:09.332	(50)	
52	M.CARTER	56.229	151 R.WINROW	1:23.350	172 R.WEBB	50.324	52	176 M.CARTER	3:09.738	3:10.447	(51)	






**CATERHAM GRADUATES
SPA RACING FESTIVAL
RACE 2**

Best Sector Times

SECTOR 1			SECTOR 2		SECTOR 3		Pos	Driver	Ideal Lap	Best Lap
Pos	Driver	Time	Driver	Time	Driver	Time				
53	182 M.WILLOUGHBY	56.887	97 S.CASSEY	1:23.776	182 M.WILLOUGHBY	50.496	53	182 M.WILLOUGHBY	3:10.423	3:10.501 (52)
54	190 P.HAWKER	57.024	190 P.HAWKER	1:24.554	176 M.CARTER	50.575	54	190 P.HAWKER	3:11.888	3:13.371 (53)
55	178 I.KINGHORN	57.900	178 I.KINGHORN	1:26.400	178 I.KINGHORN	51.802	55	178 I.KINGHORN	3:16.102	3:17.388 (54)
56	179 M.SEGAL	58.810	179 M.SEGAL	1:27.071	179 M.SEGAL	51.983	56	179 M.SEGAL	3:17.864	3:21.021 (55)
57	181 A.COOPER	59.331	181 A.COOPER	1:27.202	181 A.COOPER	52.352	57	181 A.COOPER	3:18.885	3:21.267 (56)




**CATERHAM GRADUATES
SPA RACING FESTIVAL
RACE 2**

Best Top Speeds

Driver	Team		Top 1		Top 2		Top 3		Top 4		Top 5		
			Kph	Lap	Kph	Lap	Kph	Lap	Kph	Lap	Kph	Lap	
122 Simon GRIFFITHS	Simon Griffiths	MEG	197.1	4	191.8	5	191.5	6	191.2	1	187.2	2	191,8
4 Jamie WINROW	Jamie Winrow	SIG	196.7	5	192.2	1	189.8	6	188.5	2	186.2	4	190,7
101 Declan DOLAN	Declan Dolan	MEG	196.7	2	194.6	5	191.2	6	189.8	4	184.9	1	191,4
106 Mark JONES	Rockey Racing	MEG	196.7	5	190.1	2	188.8	4	188.2	6	171.2	3	187,0
115 David HEWITT	David Hewitt	MEG	196.7	2	193.5	6	190.8	5	184.9	4	164.4	1	186,1
5 Harry CRAMER	Torque Motorsport	SIG	196.4	2	192.2	1	186.5	6	186.2	4	185.9	5	189,4
10 Gareth CORDEY	Gareth Cordey	SIG	196.0	2	190.5	5	187.2	6	186.5	1	184.9	4	189,0
44 Charles ELLIOTT	Charles Elliott	SIG	194.9	4	193.2	2	192.2	5	190.8	6	183.7	3	191,0
71 James ELVERY	UPE Motorsport	SIG-V	194.9	5	194.2	2	191.2	6	187.8	4	167.4	3	187,1
78 Peter REYNOLDS	CTS Motorsport	SIG-V	194.9	5	194.2	1	190.1	4	182.1	6	179.1	2	188,1
89 Tim CHILD	UPE Motorsport	SIG-V	194.9	4	193.9	5	190.8	2	186.2	6	183.7	1	189,9
121 Ben WINROW	Ben Winrow	MEG	194.6	2	181.5	4	180.6	6	175.9	5	166.4	1	179,8
13 Steven MCMMASTER	Steven McMaster	SIG	194.2	2	191.2	4	183.1	5	182.1	6	179.4	1	186,0
48 Andrew JOHNSON	Andrew Johnson	SIG-V	193.9	2	190.1	4	190.1	5	189.1	6	162.7	3	185,2
72 Andrew WHITTON	Andrew Whitton	SIG-VD	193.9	4	192.2	5	189.1	6	184.6	2	179.1	1	187,8
59 Adam CROFT	CTS Motorsport	SIG	193.5	2	184.3	1	180.9	5	173.4	6	173.1	4	181,0
69 Jon CURRY	CTS Motorsport	SIG-V	193.5	2	192.2	6	190.8	4	187.5	1	185.6	5	189,9
93 Matt TOPHAM	LFP Motorsport	SIG-V	193.5	2	191.8	5	188.2	1	176.5	4	168.0	3	183,6
108 Neil STURGESS	Neil Sturgess	MEG	193.5	6	191.8	3	188.8	4	187.5	5	185.9	2	189,5
79 John SHIVERAL	UPE Motorsport	SIG-V	192.9	2	191.8	1	185.6	4	184.3	6	180.3	5	187,0
117 Kevin BARRETT	Kevin Barrett	MEG	192.2	2	184.6	5	178.5	3	177.6	4	173.4	6	181,3
67 Rob WATTS	UPE Motorsport	SIG-V	191.5	6	190.5	5	187.2	4	178.8	2	167.7	1	183,1
94 Aman UPPAL	LFP Motorsport	SIG-V	191.5	6	188.5	2	187.2	4	184.6	5	173.4	3	185,0
2 Jamie ELLWOOD	Jamie Ellwood	SIG	191.2	1	189.1	5	185.9	6	179.1	2	171.7	4	183,4
73 Mark DAVIES	Mark Davies	SIG-V	191.2	2	189.5	6	167.2	5	163.1	4	161.9	3	174,6
1 Oliver GIBSON	Oliver Gibson	SIG	190.8	6	188.2	5	185.6	2	181.5	1	168.2	4	182,9
47 Julian VIGGARS	McMillan Motorsport	SIG	190.8	5	188.8	2	188.8	4	186.2	1	185.6	6	188,0
74 James BEARDWELL	UPE Motorsport	SIG-V	190.8	5	186.9	1	184.0	2	171.2	4	159.8	3	178,5
11 Christopher BUCKLEY	Christopher Buckley	SIG	190.5	2	186.5	6	185.9	3	183.1	4	181.8	5	185,6
9 Samuel WILSON	Samuel Wilson	SIG	190.1	5	188.2	1	185.6	4	184.9	2	182.4	6	186,2
17 Steven ROBERTSON	Steven Robertson	SIG	190.1	2	170.1	5	170.1	6	169.3	1	161.0	4	172,1
22 Glenn BURTENSHAW	Glenn Burtenshaw	SIG	190.1	2	189.1	1	161.4	3	100.7	7			160,3
23 Richard VALE	Richard Vale	SIG	190.1	2	173.6	6	169.0	7	168.5	5	164.6	4	173,2
46 Mike EVANS	LFP Motorsport	SIG-V	189.5	5	187.2	2	187.2	6	186.9	3	183.1	4	186,8
25 Joel DOHERTY	Rockey Racing	SIG	189.1	4	188.5	5	187.8	2	187.2	6	185.9	3	187,7
68 Dave BULLOCK	UPE Motorsport	SIG-V	188.8	2	187.2	4	186.2	5	178.2	6	176.5	3	183,4
103 Roger FORD	Roger Ford	MEG	188.8	5	186.9	2	183.7	6	179.7	4	175.9	1	183,0
124 Andy MOLSOM	Rockey Racing	MEG	188.2	2	182.1	4	181.2	3	180.3	6	180.0	5	182,4
19 Mark GIBSON	Mark Gibson	SIG	187.8	2	184.0	6	181.8	4	181.8	5	159.1	3	178,9
55 Ryan SCARRATT	Ryan Scarratt	SIG	187.8	4	187.2	2	187.2	5	186.5	6	167.2	3	183,2
12 Peter MARSH	Peter Marsh	SIG	186.9	2	186.5	6	184.6	5	176.5	4	163.4	3	179,6
116 Mark HARRISON	Mark Harrison	MEG	186.5	5	184.6	6	179.7	4	175.6	3	163.9	2	178,1
53 Barry WHITE	Rockey Racing	SIG	185.9	2	172.8	6	170.1	4	170.1	5	166.2	3	173,0
49 Bill SCOTT	Bill Scott	SIG	184.0	2	183.7	4	183.7	5	177.3	6	174.8	3	180,7
52 Michael DOWNING	Michael Downing	SIG	180.6	5	178.5	2	174.5	4	173.4	6	171.7	3	175,7
143 David MORRIS	David Morris	SIG-V	175.9	3	172.8	4	172.0	5	167.7	6	164.1	2	170,5
151 Robert WINROW	Robert Winrow	SIG	174.5	4	173.4	5	172.8	2	172.2	6	154.1	3	169,4






**CATERHAM GRADUATES
SPA RACING FESTIVAL
RACE 2**

Best Top Speeds

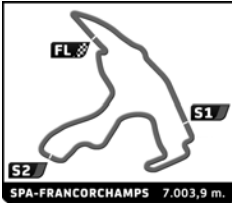
Driver	Team	Class	Top 1		Top 2		Top 3		Top 4		Top 5		Avg
			Kph	Lap	Kph	Lap	Kph	Lap	Kph	Lap	Kph	Lap	
172 Robin WEBB	Robin Webb	CLA	170.6	2	161.4	3	161.4	6	159.8	4	159.8	5	162,6
171 Graeme SMITH	Graeme Smith	CLA	167.4	2	159.8	4	155.8	5	155.4	6	154.3	3	158,5
190 Paul HAWKER	Paul Hawker	CLA	165.9	2	161.7	3	160.2	4	159.8	5	159.1	6	161,3
176 Mark CARTER	Mark Carter	CLA	165.1	2	161.9	6	160.7	5	160.0	3	159.5	4	161,4
182 Matthew WILLOUGHBY	Matthew Willoughby	CLA	162.2	3	162.2	5	161.9	2	160.7	4	147.9	6	159,0
97 Simon CASSEY	CTS Motorsport	SIG-VD	159.5	2	159.1	4	156.1	5	155.8	6	153.8	1	156,9
181 Andrew COOPER	Andrew Cooper	CLA	158.6	5	155.2	3	149.2	1	149.2	2	143.8	4	151,2
178 Iain KINGHORN	Iain Kinghorn	CLA	158.4	2	154.3	5	153.8	3	152.1	4	144.2	9	152,6
179 Michael SEGAL	Michael Segal	CLA	154.3	5	148.1	3	146.9	2	143.8	4	141.7	1	147,0
104 Christopher Kim RAYMENT	Christopher Kim Rayment	MEG	141.4	1									141,4



**CATERHAM GRADUATES
SPA RACING FESTIVAL
RACE 2**

Fastest Lap Sequence

Practice Time	Driver	Team	Car	Class	Time	Kph	Lap
5:48.395	46 Mike EVANS	LFP Motorsport		SIG-V	2:52.304	146.3	2
5:49.098	4 Jamie WINROW	Jamie Winrow		SIG	2:52.247	146.4	2
11:32.866	9 Samuel WILSON	Samuel Wilson		SIG	2:51.089	147.4	4
11:33.569	67 Rob WATTS	UPE Motorsport		SIG-V	2:50.747	147.7	4
11:34.039	4 Jamie WINROW	Jamie Winrow		SIG	2:50.732	147.7	4
11:34.651	93 Matt TOPHAM	LFP Motorsport		SIG-V	2:50.638	147.8	4
14:25.258	74 James BEARDWELL	UPE Motorsport		SIG-V	2:50.342	148.0	5




**CATERHAM GRADUATES
SPA RACING FESTIVAL
RACE 2**

Lap Chart

		LAP									
Nr	Pos	Grid	1	2	3	4	5	6	7	8	9
67	1	67	74	46	46	9	46	9	9	9	9
46	2	46	9	9	9	46	9	67	67	67	67
1	3	1	46	4	67	67	4	4	4	4	4
74	4	74	2	74	4	4	67	46	46	46	46
9	5	9	67	2	74	93	74	1	1	1	1
2	6	2	4	67	2	74	93	2	2	2	2
93	7	93	1	1	93	1	1	5	5	5	5
5	8	5	93	5	1	2	2	13	13	13	13
78	9	78	5	93	5	22	22	22	22	22	22
4	10	4	78	22	22	13	5	78	78	78	78
22	11	22	22	78	13	5	13	89	89	89	89
13	12	13	13	13	78	79	78	79	79	79	79
47	13	47	89	89	89	89	89	47	47	47	47
101	14	101	79	79	79	78	79	101	101	101	69
89	15	89	47	47	47	47	47	69	69	69	101
115	16	115	101	101	69	69	101	122	122	122	122
25	17	25	122	122	101	101	69	10	10	10	10
79	18	79	59	10	10	10	122	72	72	72	72
72	19	72	115	69	122	72	10	44	44	44	44
59	20	59	10	59	72	122	72	115	115	115	115
17	21	17	69	115	44	44	44	25	25	25	25
53	22	53	72	72	115	115	115	94	94	94	94
44	23	44	44	44	25	25	25	121	121	121	121
10	24	10	25	25	94	121	59	73	73	73	73
121	25	121	103	94	121	59	121	59	59	59	59
69	26	69	94	121	53	53	94	53	53	53	53
122	27	122	17	53	59	94	53	17	17	17	17
94	28	94	53	17	17	17	73	117	117	117	117
23	29	23	121	73	73	73	17	11	11	11	11
19	30	19	19	103	23	117	117	19	19	19	19
12	31	12	73	23	103	23	23	23	23	23	23
103	32	103	23	19	117	11	11	48	48	48	48
68	33	68	11	117	19	103	19	68	68	68	68
11	34	11	117	11	11	68	103	124	124	124	124
48	35	48	124	68	124	19	48	103	103	103	103
124	36	124	68	124	68	124	68	12	12	12	12
106	37	106	71	71	71	48	124	49	49	49	49
117	38	117	48	48	48	71	71	71	71	71	71
73	39	73	55	12	12	12	106	55	55	55	55
71	40	71	12	106	49	106	12	108	108	108	108
52	41	52	106	55	106	49	49	106	106	106	106
55	42	55	104	49	55	55	55	52	143	143	143
108	43	108	49	52	108	108	108	116	97	97	97
49	44	49	52	108	52	52	52	143	151	151	151
116	45	116	116	116	116	116	116	97	171	171	171
143	46	143	143	143	143	143	143	151	172	172	172
151	47	151	97	97	97	97	97	171	182	182	182
97	48	97	108	151	151	151	151	172	176	176	176
171	49	171	151	171	171	171	171	182	190	190	190
182	50	182	171	172	172	172	182	176	178	178	178
172	51	172	182	176	182	182	172	190	179	179	179
176	52	176	176	182	176	176	176	178	181	181	181
104	53	104	172	190	190	190	190	179			
190	54	190	190	178	178	178	178	181			
178	55	178	178	179	179	179	179				
181	56	181	179	181	181	181	181				
179	57	179	181								






**CATERHAM GRADUATES
SPA RACING FESTIVAL
RACE 2**

Analysis by lap

 Lapped

Nr	Lap Time	Gap	Nr	Lap Time	Gap	Nr	Lap Time	Gap	Nr	Lap Time	Gap	Nr	Lap Time	Gap
Lap 1			179	3:29.775	34.672	178	3:17.388	57.602	190	3:13.930	1:11.365	176	3:11.753	1:25.985
74	2:55.103		181	3:31.845	36.742	179	3:21.021	1:02.401	178	3:19.428	1:24.000	190	3:13.371	1:33.295
9	2:55.346	0.243	Lap 2			179	3:24.337	1:33.708	179	3:24.337	1:33.708	178	3:18.986	1:51.545
46	2:56.091	0.988	46	2:52.304		181	3:21.267	1:04.717	181	3:23.012	1:34.699	179	3:23.078	2:05.345
2	2:56.213	1.110	9	2:53.224	0.175	Lap 3			181	3:22.460	2:05.718	181	3:22.460	2:05.718
67	2:56.467	1.364	4	2:52.247	0.703	46	2:53.030		Lap 4			46	2:51.047	
4	2:56.851	1.748	74	2:54.154	0.862	9	2:53.207	0.352	9	2:51.089		9	2:51.817	0.403
1	2:57.028	1.925	2	2:53.664	1.482	67	2:52.743	1.397	46	2:51.808	0.367	67	2:50.747	0.703
93	2:57.662	2.559	2	2:53.664	1.482	4	2:54.209	1.882	67	2:50.747	0.703	4	2:50.732	1.173
5	2:57.767	2.664	67	2:53.612	1.684	74	2:54.221	2.053	4	2:50.732	1.173	93	2:50.638	1.785
78	2:58.074	2.971	1	2:53.567	2.200	2	2:53.888	2.340	93	2:50.638	1.785	74	2:51.438	2.050
22	2:58.626	3.523	5	2:52.958	2.330	93	2:53.189	2.588	74	2:51.438	2.050	1	2:51.552	3.098
13	2:59.063	3.960	93	2:53.162	2.429	1	2:53.817	2.987	1	2:51.552	3.098	2	2:52.516	3.415
89	3:00.193	5.090	22	2:52.401	2.632	5	2:54.206	3.506	2	2:52.516	3.415	22	2:51.282	4.436
79	3:00.411	5.308	78	2:53.293	2.972	22	2:54.993	4.595	22	2:51.282	4.436	13	2:51.149	4.626
47	3:01.037	5.934	13	2:52.626	3.294	13	2:54.654	4.918	13	2:51.149	4.626	5	2:52.713	4.778
101	3:01.600	6.497	89	2:53.288	5.086	78	2:56.528	6.470	5	2:52.713	4.778	79	2:53.298	8.656
122	3:01.721	6.618	79	2:53.343	5.359	89	2:54.690	6.746	79	2:53.298	8.656	89	2:54.098	9.403
59	3:02.054	6.951	47	2:52.998	5.640	79	2:54.470	6.799	89	2:54.098	9.403	78	2:52.179	10.306
115	3:02.493	7.390	101	2:54.410	7.615	47	2:55.617	8.227	78	2:54.512	9.541	89	2:52.904	10.893
10	3:02.719	7.616	122	2:54.479	7.805	69	2:54.205	10.153	47	2:53.035	9.821	79	2:53.866	11.108
69	3:03.230	8.127	10	2:53.808	8.132	101	2:56.372	10.957	69	2:54.875	13.587	47	2:53.536	11.943
72	3:03.709	8.606	69	2:54.143	8.978	10	2:57.264	12.366	101	2:54.886	14.402	101	2:52.586	15.574
44	3:04.693	9.590	59	2:55.595	9.254	122	2:57.842	12.617	10	2:54.637	15.562	69	2:54.057	16.230
25	3:06.241	11.138	115	2:55.582	9.680	72	2:55.917	12.737	72	2:54.601	15.897	122	2:52.899	17.814
103	3:07.594	12.491	72	2:54.536	9.850	44	2:56.647	13.883	122	2:55.153	16.329	10	2:54.271	18.419
94	3:08.122	13.019	44	2:53.968	10.266	115	2:58.310	14.960	44	2:54.445	16.887	72	2:54.946	19.429
17	3:08.225	13.122	25	2:55.571	13.417	125	2:55.103	15.490	115	2:54.931	18.450	44	2:54.464	19.937
53	3:08.472	13.369	94	2:56.001	15.728	24	2:58.882	21.580	25	2:55.921	19.970	115	2:53.352	20.388
121	3:08.571	13.468	121	2:55.625	15.801	121	2:59.436	22.207	121	2:57.823	28.589	25	2:55.126	23.682
19	3:08.951	13.848	53	2:55.802	15.879	53	2:59.395	22.244	59	2:57.840	28.957	59	2:55.713	33.256
73	3:09.612	14.509	17	2:57.198	17.028	59	3:06.334	22.558	53	2:59.429	30.232	121	2:56.741	33.916
23	3:09.921	14.818	73	2:55.992	17.209	17	3:00.146	24.144	94	3:00.096	30.235	94	2:55.428	34.249
11	3:10.609	15.506	103	2:58.812	18.011	73	3:00.245	24.424	17	2:57.896	30.599	53	2:55.707	34.525
117	3:10.926	15.823	23	2:56.577	18.103	23	2:59.855	24.928	73	2:57.745	30.728	73	2:55.503	34.817
124	3:11.341	16.238	19	2:58.197	18.753	103	3:00.714	25.695	117	2:56.968	31.458	17	2:56.202	35.387
68	3:12.300	17.197	117	2:56.707	19.238	117	2:59.723	25.931	23	2:58.703	32.190	117	2:55.694	35.738
71	3:13.470	18.367	11	2:57.227	19.441	19	3:00.785	26.508	11	2:57.503	32.907	23	2:56.214	36.990
48	3:13.928	18.825	68	2:56.426	20.331	11	3:00.434	26.845	103	2:59.173	33.427	11	2:55.980	37.473
55	3:14.827	19.724	124	2:57.860	20.806	124	2:59.526	27.302	68	2:57.310	33.608	19	2:56.184	38.863
12	3:15.810	20.707	71	2:57.008	22.083	68	3:00.438	27.739	19	2:59.026	34.093	103	2:57.499	39.512
106	3:16.161	21.058	48	2:57.078	22.611	71	2:59.283	28.336	124	2:58.745	34.606	48	2:56.492	39.892
104	3:16.628	21.525	12	2:57.202	24.617	48	2:59.677	29.258	48	2:56.997	34.814	68	2:58.197	40.391
49	3:16.810	21.707	106	2:57.791	25.557	12	2:58.743	30.330	71	2:58.748	35.643	124	2:57.683	40.875
52	3:17.553	22.450	55	2:59.268	25.700	49	2:57.728	30.708	12	2:57.045	35.934	71	2:57.298	41.527
116	3:18.524	23.421	49	2:57.595	26.010	106	2:58.918	31.445	106	2:56.568	36.572	106	2:56.984	42.142
143	3:19.567	24.464	52	3:01.240	30.398	55	3:00.046	32.716	49	2:57.495	36.762	12	2:57.869	42.389
97	3:21.025	25.922	108	2:58.200	31.131	108	2:57.317	35.418	55	2:57.732	39.007	49	2:57.854	43.202
108	3:21.326	26.223	116	3:02.242	32.371	52	3:00.047	37.415	108	2:57.867	41.844	55	2:57.342	44.935
151	3:22.634	27.531	143	3:02.723	33.895	116	3:00.684	40.025	52	2:59.273	45.247	108	2:56.933	47.363
171	3:23.121	28.018	97	3:09.065	41.695	143	3:03.224	44.089	116	2:59.736	48.320	52	3:00.339	54.172
182	3:23.748	28.645	151	3:08.071	42.310	97	3:10.847	59.512	143	3:03.960	56.608	116	3:00.044	56.950
176	3:24.340	29.237	171	3:08.021	42.747	151	3:10.570	59.850	97	3:07.427	1:15.498	143	3:02.512	1:07.706
172	3:24.636	29.533	172	3:09.332	45.573	171	3:11.038	1:00.755	151	3:07.919	1:16.328	97	3:07.972	1:32.056
190	3:25.389	30.286	176	3:10.447	46.392	172	3:11.454	1:03.997	171	3:10.256	1:19.570	151	3:08.064	1:32.978
178	3:28.609	33.506	182	3:11.592	46.945	182	3:10.501	1:04.416	172	3:11.517	1:24.073	171	3:12.363	1:40.519
			190	3:13.471	50.465	176	3:12.311	1:05.673	182	3:11.781	1:24.756	182	3:11.322	1:44.664






**CATERHAM GRADUATES
SPA RACING FESTIVAL
RACE 2**

Analysis by lap

 Lapped

Nr	Lap Time	Gap	Nr	Lap Time	Gap	Nr	Lap Time	Gap	Nr	Lap Time	Gap	Nr	Lap Time	Gap			
172	3:12.224	1:44.883	176	3:44.294	2:35.214	179	4:14.893	3:33.140	Lap 9								
176	3:11.535	1:46.106	190	3:35.838	2:36.257	181	4:14.782	3:34.055	9	4:10.330		67	4:10.982	1.172	4	4:10.252	1.302
190	3:13.724	1:55.605	178	3:34.647	2:57.869	Lap 8						46	4:09.913	1.691			
178	3:18.277	2:18.408	179	4:11.722	3:52.632	9	4:06.807		1	4:10.195	2.527	2	4:10.056	2.845			
179	3:22.165	2:36.096	181	4:12.261	3:53.658	67	4:06.246	0.520	5	4:10.609	4.294	13	4:09.948	4.447			
181	3:22.279	2:36.583	Lap 7						4	4:06.420	1.380	22	4:09.451	4.792			
Lap 6			9	4:34.385		46	4:06.461	2.108	78	4:09.794	5.850	89	4:10.645	7.197			
9	2:54.783		67	4:34.875	1.081	1	4:06.687	2.662	79	4:09.947	7.344	47	4:10.500	8.866			
67	2:54.817	0.591	4	4:34.822	1.767	2	4:06.399	3.119	69	4:10.552	10.835	101	4:11.994	11.951			
4	2:55.818	1.330	46	4:34.924	2.454	5	4:06.514	4.015	122	4:11.318	12.067	10	4:10.949	12.434			
46	2:57.101	1.915	1	4:34.386	2.782	13	4:06.310	4.829	72	4:10.483	12.990	44	4:10.567	13.855			
1	2:55.815	2.781	2	4:34.855	3.527	22	4:06.530	5.671	115	4:10.557	14.188	25	4:10.307	14.499			
2	2:55.199	3.057	5	4:29.981	4.308	78	4:06.562	6.386	94	4:09.683	14.855	121	4:09.510	15.377			
5	2:57.719	8.712	13	4:30.084	5.326	89	4:06.290	6.882	73	4:09.595	16.357	59	4:10.275	18.299			
13	2:58.364	9.627	22	4:29.915	5.948	79	4:06.517	7.727	53	4:09.966	18.343	17	4:09.586	18.987			
22	2:59.521	10.418	78	4:27.424	6.631	47	4:06.348	8.696	117	4:09.652	19.902	11	4:10.175	21.560			
78	2:58.472	13.592	89	4:27.631	7.399	101	4:06.403	10.287	19	4:10.227	22.788	23	4:10.277	24.035			
89	2:58.446	14.153	79	4:27.467	8.017	69	4:06.438	10.613	48	4:09.414	24.690	68	4:09.796	25.752			
79	2:59.013	14.935	47	4:27.423	9.155	122	4:06.447	11.079	124	4:09.414	26.326	103	4:09.380	26.721			
47	2:59.360	16.117	101	4:26.494	10.691	10	4:06.471	11.815	12	4:09.505	27.185	49	4:09.687	28.101			
101	2:58.194	18.582	69	4:26.054	10.982	72	4:06.592	12.837	71	4:09.138	29.403	55	4:09.158	30.584			
69	2:58.269	19.313	122	4:24.776	11.439	44	4:06.975	13.618	108	4:08.762	32.606	106	4:08.854	33.364			
122	2:58.420	21.048	10	4:23.774	12.151	115	4:07.014	13.961	143	4:09.098	34.045	97	3:40.989	1:38.836			
10	2:59.529	22.762	72	4:24.138	13.052	25	4:06.956	14.522	151	3:41.166	1:39.707	171	3:41.324	1:40.137			
72	2:59.056	23.299	44	4:22.835	13.450	94	4:06.174	15.502	172	3:41.259	1:40.640	182	3:41.105	1:40.921			
44	3:00.249	25.000	115	4:22.442	13.754	121	4:06.281	16.197	176	3:40.885	1:41.048	190	3:41.213	1:41.879			
115	3:00.495	25.697	25	4:22.004	14.373	73	4:06.297	17.092	178	3:40.659	1:42.581	179	3:42.700	2:44.994			
25	2:58.258	26.754	94	4:07.780	16.135	59	4:05.001	18.354	181	3:43.063	2:46.430						
94	3:03.677	42.740	121	4:07.870	16.723	53	4:04.907	18.707									
121	3:04.508	43.238	73	4:07.635	17.602	17	4:04.905	19.731									
73	3:04.721	44.352	59	4:09.081	20.160	117	4:04.751	20.580									
59	3:07.394	45.464	53	4:09.088	20.607	11	4:04.792	21.715									
53	3:06.565	45.904	17	4:09.510	21.633	19	4:04.746	22.891									
17	3:06.307	46.508	117	4:09.926	22.636	23	4:04.527	24.088									
117	3:06.543	47.095	11	4:10.283	23.730	48	4:03.967	25.606									
11	3:05.545	47.832	19	4:09.549	24.952	68	4:03.652	26.286									
19	3:06.111	49.788	23	4:09.190	26.368	124	4:02.812	27.242									
23	3:09.759	51.563	48	4:10.485	28.446	103	4:02.631	27.671									
48	3:07.640	52.346	68	4:10.299	29.441	12	4:02.565	28.010									
68	3:08.322	53.527	124	4:09.218	31.237	49	4:02.682	28.744									
124	3:10.715	56.404	103	4:09.498	31.847	71	4:03.096	30.595									
103	3:12.408	56.734	12	4:09.614	32.252	55	4:03.490	31.756									
12	3:09.820	57.023	49	4:09.573	32.869	108	4:02.785	34.174									
49	3:09.665	57.681	71	4:10.116	34.306	106	4:02.935	34.840									
71	3:12.234	58.575	55	4:09.453	35.073	143	4:02.338	35.277									
55	3:10.256	1:00.005	108	4:08.752	38.196	97	4:06.859	2:08.177									
108	3:11.652	1:03.829	106	4:08.806	38.712	151	4:06.768	2:08.871									
106	3:17.335	1:04.291	143	3:52.725	39.746	171	4:06.595	2:09.143									
52	3:09.264	1:08.250	97	4:09.994	2:08.125	172	4:06.516	2:09.711									
116	3:07.565	1:09.329	151	4:10.068	2:08.910	182	4:06.535	2:10.146									
143	3:08.886	1:21.406	171	4:10.156	2:09.355	176	4:06.481	2:10.493									
97	3:55.646	2:32.516	172	4:09.949	2:10.002	190	4:06.317	2:10.996									
151	3:55.435	2:33.227	182	4:10.076	2:10.418	178	3:53.145	2:12.252									
171	3:48.251	2:33.584	176	4:09.990	2:10.819	179	3:46.291	3:12.624									
172	3:44.741	2:34.438	190	4:09.614	2:11.486	181	3:46.449	3:13.697									
182	3:45.249	2:34.727	178	4:02.430	2:25.914												






CATERHAM GRADUATES SPA RACING FESTIVAL RACE 2

Analysis

■ Personal Best
 ■ Session Best
 ■ Crossing the finish line in pit lane

Lap	Time	Sector 1	Sector 2	Sector 3	T. Spd	Elapsed	Lap	Time	Sector 1	Sector 2	Sector 3	T. Spd	Elapsed
1 Oliver GIBSON							7 4:34.385 1:19.025 1:58.130 1:17.230 98.5 21:53.851						
Oliver Gibson							8 4:06.807 1:12.372 1:47.981 1:06.454 115.1 26:00.658						
1 2:57.028 53.474 1:18.033 45.521 181.5 2:57.028							9 4:10.330 1:14.023 1:47.279 1:09.028 113.9 30:10.988						
2 2:53.567 49.892 1:17.610 46.065 185.6 5:50.595							10 Gareth CORDEY						
3 2:53.817 51.662 1:17.517 44.638 167.4 8:44.412							Gareth Cordey						
4 2:51.552 50.196 1:16.585 44.771 168.2 11:35.964							1 3:02.719 57.242 1:19.402 46.075 186.5 3:02.719						
5 2:50.468 50.267 1:15.204 44.997 188.2 14:26.432							2 2:53.808 50.719 1:17.451 45.638 196.0 5:56.527						
6 2:55.815 48.941 1:19.839 47.035 190.8 17:22.247							3 2:57.264 50.881 1:19.472 46.911 184.6 8:53.791						
7 4:34.386 1:18.874 1:57.845 1:17.667 96.5 21:56.633							4 2:54.637 50.985 1:17.982 45.670 184.9 11:48.428						
8 4:06.687 1:14.553 1:44.933 1:07.201 106.4 26:03.320							5 2:54.271 50.746 1:17.960 45.565 190.5 14:42.699						
9 4:10.195 1:13.413 1:46.886 1:09.896 117.0 30:13.515							6 2:59.529 50.011 1:18.903 50.615 187.2 17:42.228						
2 Jamie ELLWOOD							7 4:23.774 1:08.634 1:56.139 1:19.001 88.6 22:06.002						
Jamie Ellwood							8 4:06.471 1:23.369 1:33.817 1:09.285 95.2 26:12.473						
1 2:56.213 53.203 1:17.033 45.977 191.2 2:56.213							9 4:10.949 1:14.194 1:43.383 1:13.372 125.1 30:23.422						
2 2:53.664 50.428 1:17.578 45.658 179.1 5:49.877							11 Christopher BUCKLEY						
3 2:53.888 52.037 1:17.033 44.818 170.3 8:43.765							Christopher Buckley						
4 2:52.516 50.429 1:16.737 45.350 171.7 11:36.281							1 3:10.609 1:01.538 1:21.578 47.493 157.7 3:10.609						
5 2:51.043 50.271 1:15.779 44.993 189.1 14:27.324							2 2:57.227 51.717 1:19.058 46.452 190.5 6:07.836						
6 2:55.199 50.518 1:17.157 47.524 185.9 17:22.523							3 3:00.434 52.448 1:21.356 46.630 185.9 9:08.270						
7 4:34.855 1:19.335 1:57.831 1:17.689 101.8 21:57.378							4 2:57.503 51.486 1:19.545 46.472 183.1 12:05.773						
8 4:06.399 1:14.478 1:44.776 1:07.145 112.9 26:03.777							5 2:55.980 51.039 1:18.831 46.110 181.8 15:01.753						
9 4:10.056 1:13.415 1:46.824 1:09.817 114.0 30:13.833							6 3:05.545 50.906 1:20.365 54.274 186.5 18:07.298						
4 Jamie WINROW							7 4:10.283 56.900 1:49.112 1:24.271 153.0 22:17.581						
Jamie Winrow							8 4:04.792 1:31.219 1:28.898 1:04.675 88.0 26:22.373						
1 2:56.851 53.903 1:18.236 44.712 192.2 2:56.851							9 4:10.175 1:14.643 1:40.210 1:15.322 120.9 30:32.548						
2 2:52.247 49.720 1:16.760 45.767 188.5 5:49.098							12 Peter MARSH						
3 2:54.209 52.686 1:16.917 44.606 173.9 8:43.307							Peter Marsh						
4 2:50.732 50.049 1:15.819 44.864 186.2 11:34.039							1 3:15.810 1:04.236 1:23.519 48.055 145.9 3:15.810						
5 2:50.939 49.758 1:16.184 44.997 196.7 14:24.978							2 2:57.202 51.661 1:19.007 46.534 186.9 6:13.012						
6 2:55.818 49.909 1:15.679 50.230 189.8 17:20.796							3 2:58.743 52.299 1:19.866 46.578 163.4 9:11.755						
7 4:34.822 1:19.196 1:57.991 1:17.635 94.9 21:55.618							4 2:57.045 51.463 1:19.381 46.201 176.5 12:08.800						
8 4:06.420 1:13.846 1:45.753 1:06.821 99.4 26:02.038							5 2:57.869 51.736 1:19.324 46.809 184.6 15:06.669						
9 4:10.252 1:13.986 1:46.957 1:09.309 113.0 30:12.290							6 3:09.820 52.225 1:19.611 57.984 186.5 18:16.489						
5 Harry CRAMER							7 4:09.614 57.421 1:44.518 1:27.675 118.3 22:26.103						
Torque Motorsport							8 4:02.565 1:32.445 1:29.375 1:00.745 111.3 26:28.668						
1 2:57.767 53.390 1:18.505 45.872 192.2 2:57.767							9 4:09.505 1:16.431 1:36.827 1:16.247 100.7 30:38.173						
2 2:52.958 50.516 1:16.535 45.907 196.4 5:50.725							13 Steven MCMMASTER						
3 2:54.206 51.857 1:17.555 44.794 171.2 8:44.931							Steven McMaster						
4 2:52.713 50.595 1:16.348 45.770 186.2 11:37.644							1 2:59.063 54.588 1:18.853 45.622 179.4 2:59.063						
5 2:52.815 50.709 1:16.580 45.526 185.9 14:30.459							2 2:52.626 50.867 1:16.194 45.565 194.2 5:51.689						
6 2:57.719 51.051 1:17.711 48.957 186.5 17:28.178							3 2:54.654 52.419 1:17.325 44.910 151.3 8:46.343						
7 4:29.981 1:15.357 1:56.525 1:18.099 105.8 21:58.159							4 2:51.149 50.666 1:15.062 45.421 191.2 11:37.492						
8 4:06.514 1:15.389 1:43.792 1:07.333 108.7 26:04.673							5 2:53.237 50.916 1:16.271 46.050 183.1 14:30.729						
9 4:10.609 1:13.812 1:45.925 1:10.872 129.5 30:15.282							6 2:58.364 50.821 1:17.913 49.630 182.1 17:29.093						
9 Samuel WILSON							7 4:30.084 1:14.980 1:56.480 1:18.624 101.4 21:59.177						
Samuel Wilson							8 4:06.310 1:16.089 1:42.625 1:07.596 114.0 26:05.487						
1 2:55.346 53.011 1:16.461 45.874 188.2 2:55.346							9 4:09.948 1:13.702 1:45.932 1:10.314 122.7 30:15.435						
2 2:53.224 51.076 1:16.559 45.589 184.9 5:48.570							17 Steven ROBERTSON						
3 2:53.207 51.551 1:15.819 45.837 170.9 8:41.777							Steven Robertson						
4 2:51.089 50.436 1:15.131 45.522 185.6 11:32.866							1 3:08.225 59.027 1:21.477 47.721 169.3 3:08.225						
5 2:51.817 50.717 1:14.912 46.188 190.1 14:24.683							2 2:57.198 52.312 1:18.870 46.016 190.1 6:05.423						
6 2:54.783 50.279 1:16.025 48.479 182.4 17:19.466							3 3:00.146 51.990 1:21.343 46.813 160.5 9:05.569						





CATERHAM GRADUATES SPA RACING FESTIVAL RACE 2

Analysis

■ Personal Best
 ■ Session Best
 ■ Crossing the finish line in pit lane

Lap	Time	Sector 1	Sector 2	Sector 3	T. Spd	Elapsed
4	2:57.896	51.510	1:19.374	47.012	161.0	12:03.465
5	2:56.202	51.737	1:18.862	45.603	170.1	14:59.667
6	3:06.307	50.318	1:21.425	54.564	170.1	18:05.974
7	4:09.510	56.581	1:49.744	1:23.185	152.1	22:15.484
8	4:04.905	1:31.094	1:29.967	1:03.844	100.0	26:20.389
9	4:09.586	1:14.766	1:41.055	1:13.765	131.1	30:29.975

19 Mark GIBSON

Mark Gibson

1	3:08.951			47.142		3:08.951
2	2:58.197	52.239	1:19.355	46.603	187.8	6:07.148
3	3:00.785	51.877	1:22.290	46.618	159.1	9:07.933
4	2:59.026	52.547	1:20.782	45.697	181.8	12:06.959
5	2:56.184	50.881	1:19.507	45.796	181.8	15:03.143
6	3:06.111	51.410	1:20.371	54.330	184.0	18:09.254
7	4:09.549	56.100	1:48.548	1:24.901	152.1	22:18.803
8	4:04.746	1:31.514	1:31.067	1:02.165	86.3	26:23.549
9	4:10.227	1:16.219	1:39.027	1:14.981	108.7	30:33.776

22 Glenn BURTEISHAW

Glenn Burtenshaw

1	2:58.626	54.432	1:18.495	45.699	189.1	2:58.626
2	2:52.401	50.299	1:16.768	45.334	190.1	5:51.027
3	2:54.993	52.728	1:16.806	45.459	161.4	8:46.020
4	2:51.282			44.985		11:37.302
5	2:53.061	51.255				14:30.363
6	2:59.521	51.481	1:17.941	50.099		17:29.884
7	4:29.915	1:14.932	1:56.214	1:18.769	100.7	21:59.799
8	4:06.530					26:06.329
9	4:09.451					30:15.780

23 Richard VALE

Richard Vale

1	3:09.921	1:01.381	1:21.242	47.298	153.8	3:09.921
2	2:56.577	51.253	1:18.868	46.456	190.1	6:06.498
3	2:59.855	51.781	1:21.635	46.439	154.3	9:06.353
4	2:58.703	51.111	1:20.616	46.976	164.6	12:05.056
5	2:56.214	51.215	1:19.150	45.849	168.5	15:01.270
6	3:09.759	51.450	1:22.620	55.689	173.6	18:11.029
7	4:09.190	56.626	1:47.126	1:25.438	169.0	22:20.219
8	4:04.527	1:31.547	1:32.387	1:00.593	82.5	26:24.746
9	4:10.277	1:16.068	1:38.739	1:15.470	112.4	30:35.023

25 Joel DOHERTY

Rockey Racing

1	3:06.241	58.680	1:20.768	46.793	174.2	3:06.241
2	2:55.571	51.624	1:17.769	46.178	187.8	6:01.812
3	2:55.103	51.181	1:18.441	45.481	185.9	8:56.915
4	2:55.921	50.695	1:19.210	46.016	189.1	11:52.836
5	2:55.126	50.930	1:17.916	46.280	188.5	14:47.962
6	2:58.258	50.901	1:18.396	48.961	187.2	17:46.220
7	4:22.004	1:06.838	1:55.688	1:19.478	80.0	22:08.224
8	4:06.956	1:29.364	1:30.242	1:07.350	81.7	26:15.180
9	4:10.307	1:14.485	1:42.212	1:13.610	125.6	30:25.487

44 Charles ELLIOTT

Charles Elliott

1	3:04.693	58.760	1:19.363	46.570	179.7	3:04.693
2	2:53.968	50.643	1:17.340	45.985	193.2	5:58.661
3	2:56.647	51.698	1:19.122	45.827	183.7	8:55.308
4	2:54.445	50.218	1:17.808	46.419	194.9	11:49.753
5	2:54.464	50.448	1:18.269	45.747	192.2	14:44.217
6	3:00.249	50.216	1:18.336	51.697	190.8	17:44.466
7	4:22.835	1:07.549	1:55.941	1:19.345	85.1	22:07.301
8	4:06.975	1:28.791	1:30.310	1:07.874	82.4	26:14.276
9	4:10.567	1:14.330	1:42.435	1:13.802	126.3	30:24.843

46 Mike EVANS

LFP Motorsport

1	2:56.091	53.066	1:17.545	45.480	180.9	2:56.091
2	2:52.304	50.217	1:16.234	45.853	187.2	5:48.395
3	2:53.030	51.124	1:16.949	44.957	186.9	8:41.425
4	2:51.808	51.052	1:15.883	44.873	183.1	11:33.233
5	2:51.047	50.299	1:15.927	44.821	189.5	14:24.280
6	2:57.101	50.680	1:16.361	50.060	187.2	17:21.381
7	4:34.924	1:19.368	1:57.750	1:17.806	92.5	21:56.305
8	4:06.461	1:13.998	1:45.420	1:07.043	103.6	26:02.766
9	4:09.913	1:13.534	1:47.015	1:09.364	111.7	30:12.679

47 Julian VIGGARS

McMillan Motorsport

1	3:01.037	55.318	1:19.391	46.328	186.2	3:01.037
2	2:52.998	50.765	1:16.747	45.486	188.8	5:54.035
3	2:55.617	51.894	1:18.145	45.578	144.6	8:49.652
4	2:53.035	50.783	1:16.559	45.693	188.8	11:42.687
5	2:53.536	50.758	1:17.069	45.709	190.8	14:36.223
6	2:59.360	50.759	1:18.936	49.665	185.6	17:35.583
7	4:27.423	1:12.123	1:56.711	1:18.589	89.7	22:03.006
8	4:06.348	1:20.486	1:37.775	1:08.087	87.7	26:09.354
9	4:10.500	1:14.275	1:44.325	1:11.900	99.2	30:19.854

48 Andrew JOHNSON

Andrew Johnson


1	3:13.928	1:04.166	1:22.559	47.203	151.0	3:13.928
2	2:57.078	51.800	1:18.770	46.508	193.9	6:11.006
3	2:59.677	51.771	1:21.723	46.183	162.7	9:10.683
4	2:56.997	51.566	1:19.602	45.829	190.1	12:07.680
5	2:56.492	51.282	1:18.987	46.223	190.1	15:04.172
6	3:07.640	51.258	1:20.514	55.868	189.1	18:11.812
7	4:10.485	56.520	1:47.746	1:26.219	161.9	22:22.297
8	4:03.967	1:31.866	1:30.417	1:01.684	84.2	26:26.264
9	4:09.414	1:16.193	1:37.878	1:15.343	104.8	30:35.678

49 Bill SCOTT

Bill Scott

1	3:16.810	1:06.349	1:23.516	46.945	141.0	3:16.810
2	2:57.595	52.583	1:18.601	46.411	184.0	6:14.405
3	2:57.728	52.060	1:19.348	46.320	174.8	9:12.133
4	2:57.495	51.196	1:19.748	46.551	183.7	12:09.628
5	2:57.854	51.633	1:20.013	46.208	183.7	15:07.482
6	3:09.665	51.662	1:20.314	57.689	177.3	18:17.147
7	4:09.573	57.654	1:44.473	1:27.446	122.9	22:26.720
8	4:02.682	1:32.569	1:29.362	1:00.751	117.0	26:29.402
9	4:09.687	1:16.358	1:36.754	1:16.575	97.4	30:39.089






**CATERHAM GRADUATES
SPA RACING FESTIVAL
RACE 2**

Analysis

■ Personal Best ■ Session Best ■ Crossing the finish line in pit lane

Lap	Time	Sector 1	Sector 2	Sector 3	T. Spd	Elapsed	Lap	Time	Sector 1	Sector 2	Sector 3	T. Spd	Elapsed
52 Michael DOWNING Michael Downing													
1	3:17.553	1:04.835	1:24.590	48.128	143.0	3:17.553							
2	3:01.240	52.677	1:20.519	48.044	178.5	6:18.793							
3	3:00.047	52.511	1:20.591	46.945	171.7	9:18.840							
4	2:59.273	51.717	1:20.464	47.092	174.5	12:18.113							
5	3:00.339	52.368	1:20.415	47.556	180.6	15:18.452							
6	3:09.264	52.428	1:26.628	50.208	173.4	18:27.716							
53 Barry WHITE Rockey Racing													
1	3:08.472	59.031	1:22.341	47.100	148.1	3:08.472							
2	2:55.802	51.279	1:18.301	46.222	185.9	6:04.274							
3	2:59.395	52.283	1:20.456	46.656	166.2	9:03.669							
4	2:59.429	52.447	1:19.396	47.586	170.1	12:03.098							
5	2:55.707	51.541	1:17.979	46.187	170.1	14:58.805							
6	3:06.565	50.885	1:21.375	54.305	172.8	18:05.370							
7	4:09.088	56.450	1:49.758	1:22.880	139.2	22:14.458							
8	4:04.907	1:30.032	1:28.734	1:06.141	95.0	26:19.365							
9	4:09.966	1:14.416	1:41.708	1:13.842	129.2	30:29.331							
55 Ryan SCARRATT Ryan Scarratt													
1	3:14.827	1:04.466	1:23.012	47.349	142.9	3:14.827							
2	2:59.268	52.126	1:19.308	47.834	187.2	6:14.095							
3	3:00.046	52.885	1:20.144	47.017	167.2	9:14.141							
4	2:57.732	52.370	1:18.770	46.592	187.8	12:11.873							
5	2:57.342	51.723	1:19.245	46.374	187.2	15:09.215							
6	3:10.256	52.404	1:20.799	57.053	186.5	18:19.471							
7	4:09.453	56.666	1:45.243	1:27.544	124.6	22:28.924							
8	4:03.490	1:35.005	1:27.698	1:00.787	100.6	26:32.414							
9	4:09.158	1:15.522	1:36.514	1:17.122	107.0	30:41.572							
59 Adam CROFT CTS Motorsport													
1	3:02.054	55.870	1:19.577	46.607	184.3	3:02.054							
2	2:55.595	51.149	1:18.156	46.290	193.5	5:57.649							
3	3:06.334	50.723	1:29.706	45.905	169.3	9:03.983							
4	2:57.840	51.779	1:19.398	46.663	173.1	12:01.823							
5	2:55.713	51.818	1:17.819	46.076	180.9	14:57.536							
6	3:07.394	51.970	1:20.906	54.518	173.4	18:04.930							
7	4:09.081	55.264	1:50.975	1:22.842	150.8	22:14.011							
8	4:05.001	1:28.930	1:29.851	1:06.220	101.0	26:19.012							
9	4:10.275	1:14.007	1:42.135	1:14.133	127.7	30:29.287							
67 Rob WATTS UPE Motorsport													
1	2:56.467	53.238	1:17.736	45.493	167.7	2:56.467							
2	2:53.612	50.046	1:17.455	46.111	178.8	5:50.079							
3	2:52.743	50.865	1:17.460	44.418	158.1	8:42.822							
4	2:50.747	50.271	1:15.647	44.829	187.2	11:33.569							
5	2:51.671	50.220	1:15.936	45.515	190.5	14:25.240							
6	2:54.817	49.675	1:15.905	49.237	191.5	17:20.057							
7	4:34.875	1:19.012	1:58.104	1:17.759	98.5	21:54.932							
8	4:06.246	1:13.447	1:46.365	1:06.434	115.5	26:01.178							
9	4:10.982	1:13.880	1:47.318	1:09.784	116.4	30:12.160							
68 Dave BULLOCK UPE Motorsport													
1	3:12.300	1:02.608	1:22.918	46.774	157.0	3:12.300							
2	2:56.426	51.071	1:19.432	45.923	188.8	6:08.726							
3	3:00.438	51.586	1:22.773	46.079	176.5	9:09.164							
4	2:57.310	51.355	1:20.029	45.926	187.2	12:06.474							
5	2:58.197	50.707	1:20.471	47.019	186.2	15:04.671							
6	3:08.322	50.938	1:21.936	55.448	178.2	18:12.993							
7	4:10.299	56.790	1:47.221	1:26.288	141.9	22:23.292							
8	4:03.652	1:32.073	1:31.146	1:00.433	84.9	26:26.944							
9	4:09.796	1:16.240	1:37.786	1:15.770	102.6	30:36.740							
69 Jon CURRY CTS Motorsport													
1	3:03.230	58.815	1:18.325	46.090	187.5	3:03.230							
2	2:54.143	50.904	1:17.731	45.508	193.5	5:57.373							
3	2:54.205	50.069	1:18.296	45.840	184.3	8:51.578							
4	2:54.875	50.730	1:18.185	45.960	190.8	11:46.453							
5	2:54.057	51.336	1:16.982	45.739	185.6	14:40.510							
6	2:58.269	50.088	1:18.134	50.047	192.2	17:38.779							
7	4:26.054	1:10.921	1:56.149	1:18.984	89.3	22:04.833							
8	4:06.438	1:22.209	1:35.306	1:08.923	96.9	26:11.271							
9	4:10.552	1:14.218	1:43.792	1:12.542	119.6	30:21.823							
71 James ELVERY UPE Motorsport													
1	3:13.470	1:02.563	1:23.728	47.179	149.2	3:13.470							
2	2:57.008	51.304	1:19.386	46.318	194.2	6:10.478							
3	2:59.283	50.918	1:22.343	46.022	167.4	9:09.761							
4	2:58.748	51.065	1:21.526	46.157	187.8	12:08.509							
5	2:57.298	51.739	1:19.029	46.530	194.9	15:05.807							
6	3:12.234	53.102	1:21.452	57.680	191.2	18:18.041							
7	4:10.116	57.274	1:44.560	1:28.282	115.5	22:28.157							
8	4:03.096	1:33.911	1:28.120	1:01.065	96.0	26:31.253							
9	4:09.138	1:15.186	1:37.231	1:16.721	103.1	30:40.391							
72 Andrew WHITTON Andrew Whitton													
1	3:03.709	58.605	1:19.183	45.921	179.1	3:03.709							
2	2:54.536	50.533	1:18.157	45.846	184.6	5:58.245							
3	2:55.917	50.151	1:20.298	45.468	178.8	8:54.162							
4	2:54.601	50.444	1:18.378	45.779	193.9	11:48.763							
5	2:54.946	50.226	1:19.069	45.651	192.2	14:43.709							
6	2:59.056	50.659	1:18.152	50.245	189.1	17:42.765							
7	4:24.138	1:08.951	1:55.842	1:19.345	87.0	22:06.903							
8	4:06.592	1:26.360	1:31.378	1:08.854	83.5	26:13.495							
9	4:10.483	1:13.922	1:43.077	1:13.484	124.4	30:23.978							
73 Mark DAVIES Mark Davies													
1	3:09.612	1:01.768	1:21.580	46.264	147.9	3:09.612							
2	2:55.992	51.453	1:18.550	45.989	191.2	6:05.604							
3	3:00.245	52.149	1:21.265	46.831	161.9	9:05.849							
4	2:57.745	51.017	1:19.178	47.550	163.1	12:03.594							
5	2:55.503	51.258	1:18.316	45.929	167.2	14:59.097							
6	3:04.721	50.357	1:20.403	53.961	189.5	18:03.818							






**CATERHAM GRADUATES
SPA RACING FESTIVAL
RACE 2**

Analysis

■ Personal Best ■ Session Best ■ Crossing the finish line in pit lane

Lap	Time	Sector 1	Sector 2	Sector 3	T. Spd	Elapsed	Lap	Time	Sector 1	Sector 2	Sector 3	T. Spd	Elapsed
74 James BEARDWELL UPE Motorsport													
1	2:55.103	52.917	1:16.966	45.220	186.9	2:55.103	1	3:08.122	59.557	1:22.038	46.527	170.1	3:08.122
2	2:54.154	51.309	1:17.269	45.576	184.0	5:49.257	2	2:56.001	51.258	1:17.821	46.922	188.5	6:04.123
3	2:54.221	51.548	1:17.267	45.406	159.8	8:43.478	3	2:58.882	52.063	1:20.067	46.752	173.4	9:03.005
4	2:51.438	50.380	1:16.177	44.881	171.2	11:34.916	4	3:00.096	51.969	1:19.866	48.261	187.2	12:03.101
5	2:50.342	49.474	1:15.850	45.018	190.8	14:25.258	5	2:55.428	51.233	1:18.037	46.158	184.6	14:58.529
78 Peter REYNOLDS CTS Motorsport													
1	2:58.074	54.032	1:18.734	45.308	194.2	2:58.074	6	3:03.677	50.426	1:20.071	53.180	191.5	18:02.206
2	2:53.293	50.272	1:17.171	45.850	179.1	5:51.367	7	4:07.780	55.987	1:51.301	1:20.492	136.5	22:09.986
3	2:56.528	51.892	1:17.856	46.780	165.9	8:47.895	8	4:06.174	1:28.771	1:30.065	1:07.338	85.9	26:16.160
4	2:54.512	50.992	1:17.391	46.129	190.1	11:42.407	9	4:09.683	1:14.343	1:41.910	1:13.430	118.0	30:25.843
5	2:52.179	49.847	1:16.975	45.357	194.9	14:34.586							
6	2:58.472	51.021	1:18.822	48.629	182.1	17:33.058							
7	4:27.424	1:12.621	1:56.574	1:18.229	99.1	22:00.482							
8	4:06.562	1:18.639	1:39.935	1:07.988	108.5	26:07.044							
9	4:09.794	1:13.535	1:45.456	1:10.803	105.6	30:16.838							
79 John SHIVERAL UPE Motorsport													
1	3:00.411	56.927	1:18.039	45.445	191.8	3:00.411	1	3:21.025	1:06.513	1:25.268	49.244	153.8	3:21.025
2	2:53.343	49.726	1:18.021	45.596	192.9	5:53.754	2	3:09.065	53.831	1:25.363	49.871	159.5	6:30.090
3	2:54.470	51.550	1:18.097	44.823	144.0	8:48.224	3	3:10.847	55.398	1:25.533	49.916	144.6	9:40.937
4	2:53.298	50.375	1:17.382	45.541	185.6	11:41.522	4	3:07.427	54.834	1:23.776	48.817	159.1	12:48.364
5	2:53.866	50.809	1:17.675	45.382	180.3	14:35.388	5	3:07.972	54.936	1:23.842	49.194	156.1	15:56.336
6	2:59.013	50.324	1:19.413	49.276	184.3	17:34.401	6	3:55.646	54.479	1:58.007	1:03.160	155.8	19:51.982
7	4:27.467	1:12.893	1:56.411	1:18.163	92.2	22:01.868	7	4:09.994	1:17.563	1:52.625	59.806	82.1	24:01.976
8	4:06.517	1:19.625	1:39.140	1:07.752	103.5	26:08.385	8	4:06.859	1:11.877	1:54.950	1:00.032	88.2	28:08.835
9	4:09.947	1:14.116	1:44.697	1:11.134	106.8	30:18.332	9	3:40.989	1:06.729	1:36.027	58.233	122.2	31:49.824
101 Declan DOLAN Declan Dolan													
1	3:01.600	56.323	1:19.355	45.922	184.9	3:01.600	1	3:01.600	56.323	1:19.355	45.922	184.9	3:01.600
2	2:54.410	51.294	1:17.058	46.058	196.7	5:56.010	2	2:54.410	51.294	1:17.058	46.058	196.7	5:56.010
3	2:56.372	51.049	1:20.147	45.176	178.8	8:52.382	3	2:56.372	51.049	1:20.147	45.176	178.8	8:52.382
4	2:54.886	50.163	1:17.686	47.037	189.8	11:47.268	4	2:54.886	50.163	1:17.686	47.037	189.8	11:47.268
5	2:52.586	50.237	1:16.730	45.619	194.6	14:39.854	5	2:52.586	50.237	1:16.730	45.619	194.6	14:39.854
6	2:58.194	50.799	1:17.731	49.664	191.2	17:38.048	6	2:58.194	50.799	1:17.731	49.664	191.2	17:38.048
7	4:26.494	1:11.192	1:56.128	1:19.174	91.8	22:04.542	7	4:26.494	1:11.192	1:56.128	1:19.174	91.8	22:04.542
8	4:06.403	1:21.250	1:36.155	1:08.998	97.1	26:10.945	8	4:06.403	1:21.250	1:36.155	1:08.998	97.1	26:10.945
9	4:11.994	1:14.081	1:43.928	1:13.985	122.0	30:22.939	9	4:11.994	1:14.081	1:43.928	1:13.985	122.0	30:22.939
103 Roger FORD Roger Ford													
1	3:07.594	59.396	1:21.393	46.805	175.9	3:07.594	1	3:07.594	59.396	1:21.393	46.805	175.9	3:07.594
2	2:58.812	52.197	1:19.260	47.355	186.9	6:06.406	2	2:58.812	52.197	1:19.260	47.355	186.9	6:06.406
3	3:00.714	52.035	1:21.710	46.969	156.5	9:07.120	3	3:00.714	52.035	1:21.710	46.969	156.5	9:07.120
4	2:59.173	52.556	1:19.411	47.206	179.7	12:06.293	4	2:59.173	52.556	1:19.411	47.206	179.7	12:06.293
5	2:57.499	51.228	1:19.402	46.869	188.8	15:03.792	5	2:57.499	51.228	1:19.402	46.869	188.8	15:03.792
6	3:12.408	51.809	1:22.639	57.960	183.7	18:16.200	6	3:12.408	51.809	1:22.639	57.960	183.7	18:16.200
7	4:09.498	57.367	1:44.578	1:27.553	120.9	22:25.698	7	4:09.498	57.367	1:44.578	1:27.553	120.9	22:25.698
8	4:02.631	1:31.868	1:29.950	1:00.813	101.0	26:28.329	8	4:02.631	1:31.868	1:29.950	1:00.813	101.0	26:28.329
9	4:09.380	1:16.158	1:37.083	1:16.139	105.4	30:37.709	9	4:09.380	1:16.158	1:37.083	1:16.139	105.4	30:37.709
104 Christopher Kim RAYMENT Christopher Kim Rayment													
1	3:16.628	1:05.300	1:23.186	48.142	141.4	3:16.628	1	3:16.628	1:05.300	1:23.186	48.142	141.4	3:16.628
106 Mark JONES Rockey Racing													
1	3:16.161	1:04.799	1:23.238	48.124	134.8	3:16.161	1	3:16.161	1:04.799	1:23.238	48.124	134.8	3:16.161
2	2:57.791	52.484	1:18.231	47.076	190.1	6:13.952	2	2:57.791	52.484	1:18.231	47.076	190.1	6:13.952





**CATERHAM GRADUATES
SPA RACING FESTIVAL
RACE 2**

Analysis

■ Personal Best ■ Session Best B Crossing the finish line in pit lane

Lap	Time	Sector 1	Sector 2	Sector 3	T. Spd	Elapsed	Lap	Time	Sector 1	Sector 2	Sector 3	T. Spd	Elapsed
3	2:58.918	52.690	1:19.588	46.640	171.2	9:12.870	3	2:59.436	52.874	1:20.398	46.164	159.1	9:03.632
4	2:56.568	51.220	1:18.799	46.549	188.8	12:09.438	4	2:57.823	51.611	1:19.008	47.204	181.5	12:01.455
5	2:56.984	51.195	1:18.851	46.938	196.7	15:06.422	5	2:56.741	52.483	1:18.019	46.239	175.9	14:58.196
6	3:17.335	52.536	1:34.152	50.647	188.2	18:23.757	6	3:04.508	50.886	1:20.401	53.221	180.6	18:02.704
7	4:08.806	54.960	1:48.942	1:24.904	149.6	22:32.563	7	4:07.870	55.799	1:51.544	1:20.527	141.9	22:10.574
8	4:02.935	1:35.426	1:27.279	1:00.230	97.7	26:35.498	8	4:06.281	1:29.700	1:28.894	1:07.687	90.9	26:16.855
9	4:08.854	1:14.440	1:36.202	1:18.212	101.3	30:44.352	9	4:09.510	1:14.756	1:41.548	1:13.206	121.5	30:26.365

108 Neil STURGESS
Neil Sturgess

1	3:21.326	1:07.799	1:24.717	48.810	146.9	3:21.326
2	2:58.200	51.928	1:19.660	46.612	185.9	6:19.526
3	2:57.317	51.701	1:19.206	46.410	191.8	9:16.843
4	2:57.867	52.284	1:19.392	46.191	188.8	12:14.710
5	2:56.933	52.831	1:18.138	45.964	187.5	15:11.643
6	3:11.652	51.332	1:29.701	50.619	193.5	18:23.295
7	4:08.752	54.461	1:46.123	1:28.168	167.7	22:32.047
8	4:02.785	1:34.860	1:26.571	1:01.354	99.7	26:34.832
9	4:08.762	1:14.516	1:36.404	1:17.842	104.5	30:43.594

122 Simon GRIFFITHS
Simon Griffiths

1	3:01.721	57.239	1:18.639	45.843	191.2	3:01.721
2	2:54.479	51.318	1:17.276	45.885	187.2	5:56.200
3	2:57.842	51.072	1:20.197	46.573	167.4	8:54.042
4	2:55.153	50.562	1:17.920	46.671	197.1	11:49.195
5	2:52.899	49.795	1:17.410	45.694	191.8	14:42.094
6	2:58.420	50.618	1:18.664	49.138	191.5	17:40.514
7	4:24.776	1:09.674	1:56.101	1:19.001	87.3	22:05.290
8	4:06.447	1:22.570	1:34.833	1:09.044	93.5	26:11.737
9	4:11.318	1:14.167	1:43.737	1:13.414	117.4	30:23.055

115 David HEWITT
David Hewitt

1	3:02.493	56.846	1:19.364	46.283	164.4	3:02.493
2	2:55.582	51.605	1:17.548	46.429	196.7	5:58.075
3	2:58.310	52.723	1:19.838	45.749	144.6	8:56.385
4	2:54.931	51.094	1:17.870	45.967	184.9	11:51.316
5	2:53.352	51.089	1:16.839	45.424	190.8	14:44.668
6	3:00.495	50.629	1:17.994	51.872	193.5	17:45.163
7	4:22.442	1:07.486	1:55.724	1:19.232	84.4	22:07.605
8	4:07.014	1:29.392	1:30.026	1:07.596	78.3	26:14.619
9	4:10.557	1:14.501	1:42.381	1:13.675	124.0	30:25.176

124 Andy MOLSOM
Rocky Racing

1	3:11.341	1:02.409	1:21.431	47.501	157.9	3:11.341
2	2:57.860	52.331	1:18.558	46.971	188.2	6:09.201
3	2:59.526	52.026	1:21.202	46.298	181.2	9:08.727
4	2:58.745	52.071	1:20.733	45.941	182.1	12:07.472
5	2:57.683	51.713	1:18.987	46.983	180.0	15:05.155
6	3:10.715	51.905	1:20.951	57.859	180.3	18:15.870
7	4:09.218	57.402	1:44.346	1:27.470	121.5	22:25.088
8	4:02.812	1:31.842	1:29.894	1:01.076	91.2	26:27.900
9	4:09.414	1:16.114	1:37.227	1:16.073	103.3	30:37.314

116 Mark HARRISON
Mark Harrison

1	3:18.524	1:05.345	1:25.220	47.959	134.8	3:18.524
2	3:02.242	53.478	1:21.564	47.200	163.9	6:20.766
3	3:00.684	52.750	1:20.947	46.987	175.6	9:21.450
4	2:59.736	52.592	1:20.407	46.737	179.7	12:21.186
5	3:00.044	52.866	1:20.162	47.016	186.5	15:21.230
6	3:07.565	52.808	1:24.167	50.590	184.6	18:28.795

143 David MORRIS
David Morris

1	3:19.567	1:07.023	1:24.081	48.463	150.0	3:19.567
2	3:02.723	54.256	1:20.732	47.735	164.1	6:22.290
3	3:03.224	54.021	1:20.757	48.446	175.9	9:25.514
4	3:03.960	55.227	1:20.144	48.589	172.8	12:29.474
5	3:02.512	54.208	1:19.314	48.990	172.0	15:31.986
6	3:08.886	54.328	1:24.704	49.854	167.7	18:40.872
7	3:52.725	55.491	1:31.917	1:25.317	159.1	22:33.597
8	4:02.338	1:35.930	1:26.302	1:00.106	108.7	26:35.935
9	4:09.098	1:15.316	1:35.608	1:18.174	100.7	30:45.033

117 Kevin BARRETT
Kevin Barrett

1	3:10.926	1:02.358	1:21.291	47.277	157.9	3:10.926
2	2:56.707	51.379	1:18.604	46.724	192.2	6:07.633
3	2:59.723	52.204	1:21.659	45.860	178.5	9:07.356
4	2:56.968	52.073	1:18.889	46.006	177.6	12:04.324
5	2:55.694	51.479	1:18.610	45.605	184.6	15:00.018
6	3:06.543	52.200	1:20.117	54.226	173.4	18:06.561
7	4:09.926	57.043	1:49.168	1:23.715	155.6	22:16.487
8	4:04.751	1:31.403	1:29.166	1:04.182	86.8	26:21.238
9	4:09.652	1:15.004	1:40.465	1:14.183	121.1	30:30.890


151 Robert WINROW
Robert Winrow

1	3:22.634	1:07.099	1:25.871	49.664	139.0	3:22.634
2	3:08.071	54.592	1:23.606	49.873	172.8	6:30.705
3	3:10.570	55.068	1:26.030	49.472	154.1	9:41.275
4	3:07.919	55.438	1:23.350	49.131	174.5	12:49.194
5	3:08.064	55.177	1:23.506	49.381	173.4	15:57.258
6	3:55.435	54.741	1:57.434	1:03.260	172.2	19:52.693
7	4:10.068	1:17.518	1:52.455	1:00.095	82.1	24:02.761
8	4:06.768	1:11.545	1:55.466	59.757	91.8	28:09.529
9	3:41.166	1:06.496	1:36.566	58.104	126.8	31:50.695

121 Ben WINROW
Ben Winrow

1	3:08.571	59.704	1:21.291	47.576	166.4	3:08.571
2	2:55.625	51.230	1:17.626	46.769	194.6	6:04.196





**CATERHAM GRADUATES
SPA RACING FESTIVAL
RACE 2**

Analysis

■ Personal Best ■ Session Best ■ Crossing the finish line in pit lane

Lap	Time	Sector 1	Sector 2	Sector 3	T. Spd	Elapsed	Lap	Time	Sector 1	Sector 2	Sector 3	T. Spd	Elapsed
171 Graeme SMITH Graeme Smith							7	4:14.893	1:19.263	1:53.897	1:01.733	75.9	25:26.991
1	3:23.121	1:07.655	1:25.308	50.158	146.1	3:23.121	8	3:46.291	1:08.693	1:39.644	57.954	106.8	29:13.282
2	3:08.021	55.477	1:22.436	50.108	167.4	6:31.142	9	3:42.700	1:06.736	1:38.164	57.800	134.3	32:55.982
3	3:11.038	54.837	1:26.034	50.167	154.3	9:42.180							
4	3:10.256	56.639	1:22.338	51.279	159.8	12:52.436							
5	3:12.363	57.672	1:22.841	51.850	155.8	16:04.799							
6	3:48.251	58.137	1:46.807	1:03.307	155.4	19:53.050							
7	4:10.156	1:17.669	1:52.374	1:00.113	77.5	24:03.206							
8	4:06.595	1:11.651	1:55.217	59.727	90.0	28:09.801							
9	3:41.324	1:06.509	1:36.482	58.333	127.7	31:51.125							
172 Robin WEBB Robin Webb													
1	3:24.636	1:09.439	1:24.873	50.324	142.9	3:24.636							
2	3:09.332	55.901	1:22.457	50.974	170.6	6:33.968							
3	3:11.454	57.264	1:23.140	51.050	161.4	9:45.422							
4	3:11.517	57.406	1:23.587	50.524	159.8	12:56.939							
5	3:12.224	57.780	1:23.630	50.814	159.8	16:09.163							
6	3:44.741	57.236	1:44.782	1:02.723	161.4	19:53.904							
7	4:09.949	1:18.217	1:51.588	1:00.144	79.4	24:03.853							
8	4:06.516	1:12.150	1:54.673	59.693	90.9	28:10.369							
9	3:41.259	1:06.458	1:36.561	58.240	130.4	31:51.628							
176 Mark CARTER Mark Carter													
1	3:24.340	1:08.786	1:24.979	50.575	153.8	3:24.340							
2	3:10.447	56.229	1:23.604	50.614	165.1	6:34.787							
3	3:12.311	57.746	1:23.599	50.966	160.0	9:47.098							
4	3:11.753	57.547	1:23.113	51.093	159.5	12:58.851							
5	3:11.535	57.534	1:22.934	51.067	160.7	16:10.386							
6	3:44.294	57.391	1:44.143	1:02.760	161.9	19:54.680							
7	4:09.990	1:19.510	1:50.266	1:00.214	74.8	24:04.670							
8	4:06.481	1:13.787	1:52.917	59.777	94.0	28:11.151							
9	3:40.885	1:07.909	1:34.972	58.004	125.1	31:52.036							
178 Iain KINGHORN Iain Kinghorn													
1	3:28.609	1:10.407	1:26.400	51.802	139.4	3:28.609							
2	3:17.388	57.900	1:27.209	52.279	158.4	6:45.997							
3	3:19.428	59.118	1:27.813	52.497	153.8	10:05.425							
4	3:18.986	59.532	1:26.910	52.544	152.1	13:24.411							
5	3:18.277	58.920	1:26.760	52.597	154.3	16:42.688							
6	3:34.647	1:02.525	1:34.292	57.830	143.6	20:17.335							
7	4:02.430	1:15.432	1:46.808	1:00.190	103.4	24:19.765							
8	3:53.145	1:10.379	1:44.134	58.632	96.7	28:12.910							
9	3:40.659	1:09.041	1:33.966	57.652	144.2	31:53.569							
179 Michael SEGAL Michael Segal													
1	3:29.775	1:10.721	1:27.071	51.983	141.7	3:29.775							
2	3:21.021	58.810	1:29.488	52.723	146.9	6:50.796							
3	3:24.337	1:00.294	1:31.298	52.745	148.1	10:15.133							
4	3:23.078	59.892	1:30.622	52.564	143.8	13:38.211							
5	3:22.165	1:00.757	1:27.914	53.494	154.3	17:00.376							
6	4:11.722	1:11.442	1:56.248	1:04.032	117.5	21:12.098							
							181 Andrew COOPER Andrew Cooper						
1	3:31.845	1:12.291	1:27.202	52.352	149.2	3:31.845							
2	3:21.267	59.331	1:29.378	52.558	149.2	6:53.112							
3	3:23.012	59.396	1:30.917	52.699	155.2	10:16.124							
4	3:22.460	59.902	1:30.101	52.457	143.8	13:38.584							
5	3:22.279	1:00.406	1:28.288	53.585	158.6	17:00.863							
6	4:12.261	1:12.026	1:56.327	1:03.908	120.8	21:13.124							
7	4:14.782	1:19.406	1:53.593	1:01.783	87.6	25:27.906							
8	3:46.449	1:09.103	1:39.041	58.305	115.3	29:14.355							
9	3:43.063	1:06.940	1:37.843	58.280	136.9	32:57.418							
							182 Matthew WILLOUGHBY Matthew Willoughby						
1	3:23.748	1:08.606	1:24.540	50.602	145.7	3:23.748							
2	3:11.592	56.887	1:23.951	50.754	161.9	6:35.340							
3	3:10.501	56.942	1:23.063	50.496	162.2	9:45.841							
4	3:11.781	57.000	1:23.195	51.586	160.7	12:57.622							
5	3:11.322	57.027	1:23.040	51.255	162.2	16:08.944							
6	3:45.249	58.112	1:44.538	1:02.599	147.9	19:54.193							
7	4:10.076	1:19.333	1:50.663	1:00.080	75.7	24:04.269							
8	4:06.535	1:13.680	1:53.135	59.720	93.7	28:10.804							
9	3:41.105	1:07.929	1:35.038	58.138	124.1	31:51.909							
							190 Paul HAWKER Paul Hawker						
1	3:25.389	1:09.827	1:25.252	50.310	145.2	3:25.389							
2	3:13.471	57.024	1:25.589	50.858	165.9	6:38.860							
3	3:13.930	57.168	1:24.958	51.804	161.7	9:52.790							
4	3:13.371	57.267	1:24.771	51.333	160.2	13:06.161							
5	3:13.724	57.591	1:24.554	51.579	159.8	16:19.885							
6	3:35.838	57.880	1:36.708	1:01.250	159.1	19:55.723							
7	4:09.614	1:19.832	1:49.454	1:00.328	80.6	24:05.337							
8	4:06.317	1:14.030	1:52.593	59.694	97.0	28:11.654							
9	3:41.213	1:08.571	1:34.631	58.011	145.7	31:52.867							

